

## I MANFROTTO / AVENGER

<b>003</b>	BACKLITE BASE.....	457	<b>042</b>	EXTENSION ARM.....	509
<b>003MF</b>	MINI BACKLITE BASE FEMALE ATTACHMENT.....	457	<b>043</b>	SKY HOOK.....	500
<b>003M</b>	MINI BACKLITE BASE MALE ATTACHMENT.....	457	<b>044</b>	B/P CLAMPS.....	535
<b>007BSU</b>	BLACK STEEL SENIOR STAND.....	460	<b>045-6</b>	B/P HOOKS.....	535
<b>007BUAC</b>	BLACK ALU SENIOR STAND.....	460	<b>045</b>	B/P TRIPLE HOOKS.....	535
<b>007BU</b>	BLACK ALU SENIOR STAND.....	460	<b>046MC</b>	EXPAN WITH METAL CHAIN.....	534
<b>007CSU</b>	STEEL SENIOR STAND.....	461	<b>047-2</b>	ALU-CORE.....	536
<b>008BSU</b>	CINE STAND BLACK STEEL.....	459	<b>047-3</b>	ALU-CORE.....	536
<b>008BU</b>	BLACK ALU STAND.....	459	<b>059</b>	B/P SINGLE HOOKS.....	534
<b>008CSU</b>	STEEL JUNIOR STAND.....	459	<b>059WM</b>	B/P SINGLE HOOKS.....	534
<b>012B</b>	BACKLITE STAND.....	455	<b>061</b>	JOINING STUD.....	505
<b>013</b>	16 MM - 5/8" MALE ADAPTER.....	640	<b>061RA</b>	JOINING STUD RA.....	505
<b>013</b>	16MM MALE ADAPTER.....	553	<b>061RA</b>	SUPER CLAMP ADAPTER.....	555
<b>013</b>	SPIGOT ADAPTER.....	505	<b>061RA</b>	SUPER CLAMP ADAPTER.....	643
<b>013</b>	SPIGOT ADAPTER.....	544	<b>061</b>	SUPER CLAMP ADAPTER.....	555
<b>013</b>	SUPER CLAMP ADAPTER.....	555	<b>061</b>	SUPER CLAMP ADAPTER.....	643
<b>014-14</b>	16 MM - 5/8" FEMALE ADAPTER.....	639	<b>062-2</b>	B/P COUNTERWEIGHT.....	536
<b>014-14</b>	16MM FEMALE ADAPTER.....	552	<b>064</b>	SMALL CABLE CLIP.....	479
<b>014-38</b>	16 MM - 5/8" FEMALE ADAPTER.....	639	<b>066BT</b>	STUD FOR STIRRUP.....	505
<b>014-38</b>	16MM FEMALE ADAPTER.....	552	<b>066BT</b>	SUPER CLAMP ADAPTER.....	555
<b>014BIM</b>	16 MM - 5/8" FEMALE ADAPTER.....	639	<b>066BT</b>	SUPER CLAMP ADAPTER.....	643
<b>014BIM</b>	16MM FEMALE ADAPTER.....	552	<b>066</b>	DOUBLE FEMALE THREAD STUD.....	505
<b>014MS</b>	16 MM - 5/8" FEMALE ADAPTER.....	639	<b>066</b>	SUPER CLAMP ADAPTER.....	555
<b>014MS</b>	16MM FEMALE ADAPTER.....	552	<b>066</b>	SUPER CLAMP ADAPTER.....	643
<b>015</b>	28MM MALE ADAPTER.....	554	<b>070BU</b>	BLACK ALU FOLLOW SPOT STAND.....	464
<b>015</b>	SPECIAL ADAPTER.....	642	<b>070CSU</b>	FOLLOW SPOT STAND.....	465
<b>016</b>	16 MM - 5/8" FEMALE ADAPTER.....	639	<b>076</b>	AUTOPOLE.....	494
<b>016</b>	16MM FEMALE ADAPTER.....	552	<b>076</b>	AUTOPOLE.....	628
<b>017</b>	CASTER WHEEL SET.....	483	<b>076B</b>	AUTOPOLE BLACK FINISH VERSION.....	628
<b>018</b>	CASTER WHEEL SET.....	483	<b>077</b>	AUTOPOLE.....	494
<b>019</b>	28MM MALE ADAPTER.....	554	<b>077</b>	AUTOPOLE.....	628
<b>019</b>	SPECIAL ADAPTER.....	642	<b>077B</b>	AUTOPOLE BLACK FINISH VERSION.....	628
<b>022</b>	G-PESO.....	627	<b>081</b>	EXPAN ATTACHMENT.....	478
<b>022</b>	G-PESO.....	491	<b>081</b>	EXPAN ATTACHMENT.....	534
<b>023</b>	L-PESO.....	627	<b>083NWL</b>	STEEL 2 SECTION LOW BASE WIND UP STAND.....	473
<b>023</b>	L-PESO.....	491	<b>083NW</b>	STEEL 2 SECTION WIND UP STAND.....	475
<b>024B</b>	BLACK LIGHT BOOM.....	488	<b>085BS</b>	BLACK LIGHT BOOM 35.....	487
<b>025BS</b>	BLACK SUPER BOOM.....	487	<b>085BSL</b>	BLACK LIGHT BOOM 35.....	486
<b>025BSL</b>	BLACK SUPER BOOM.....	486	<b>087NWB</b>	BLACK STEEL WIND UP STAND.....	474
<b>025TM</b>	SUPER BOOM WITH COLUMN STAND.....	488	<b>087NWL</b>	STEEL 3 SECTION LOW BASE WIND UP STAND.....	473
<b>026</b>	SUPER CLAMP ADAPTER.....	644	<b>087NWSH</b>	STEEL SHORT WIND UP STAND.....	475
<b>026</b>	SWIVELLING ADAPTER.....	525	<b>087NW</b>	STEEL WIND UP STAND.....	474
<b>027</b>	STAND HOLDER.....	479	<b>087WBK</b>	WIND-BRACING KIT.....	593
<b>027</b>	STAND HOLDER.....	593	<b>087WBK</b>	WIND-BRACING KIT.....	479
<b>027</b>	STAND HOLDER.....	638	<b>088</b>	28MM MALE ADAPTER.....	554
<b>032</b>	AUTOPOLE.....	494	<b>088</b>	SPECIAL ADAPTER.....	642
<b>032</b>	AUTOPOLE.....	628	<b>091MCR</b>	EXPAN RED METALLIC CHAIN.....	536
<b>032BASE</b>	AUTOPOLE BASE.....	630	<b>093</b>	LARGE CABLE CLIP.....	479
<b>032BASE</b>	AUTOPOLE BASE.....	496	<b>094</b>	CHAIN WEIGHT.....	536
<b>032BASEB</b>	AUTOPOLE BASE BLACK FINISH VERSION.....	630	<b>098B</b>	BLACK WALL BOOM.....	488
<b>032B</b>	AUTOPOLE BLACK FINISH VERSION.....	628	<b>098SHB</b>	BLACK SHORT WALL BOOM.....	489
<b>032PC</b>	AUTOPOLE PROTECTION CAPS.....	630	<b>104G</b>	WHEEL SET.....	483
<b>032PC</b>	AUTOPOLE PROTECTION CAPS.....	496	<b>104G</b>	WHEEL SET.....	531
<b>032SPL</b>	AUTOPOLE AUTOPOLE SPIRIT LEVEL.....	630	<b>104</b>	WHEEL SET.....	483
<b>032SPL</b>	AUTOPOLE SPIRIT LEVEL.....	496	<b>104</b>	WHEEL SET.....	531
<b>033B</b>	EXTENSION TUBE BLACK FINISH VERSION.....	631	<b>109</b>	WHEEL SET.....	483
<b>033</b>	EXTENSION TUBE.....	497	<b>110G</b>	WHEEL SET.....	483
<b>033</b>	EXTENSION TUBE.....	631	<b>110</b>	WHEEL SET.....	483
<b>034B</b>	EXTENSION TUBE BLACK FINISH VERSION.....	631	<b>111BSU</b>	BLACK STEEL TALL STAND.....	461
<b>034</b>	EXTENSION TUBE.....	497	<b>111CSU</b>	STEEL TALL STAND.....	462
<b>034</b>	EXTENSION TUBE.....	631	<b>118</b>	16 MM - 5/8" MALE ADAPTER.....	640
<b>035</b>	SUPER CLAMP.....	504	<b>118</b>	16MM MALE ADAPTER.....	553
<b>035</b>	SUPER CLAMP IN THE BOX.....	504	<b>118</b>	SHORT 16MM SPIGOT WITH 1/4"+ 3/8" SCREW.....	505
<b>035WDG</b>	SUPER CLAMP WEDGES.....	509	<b>118</b>	SUPER CLAMP ADAPTER.....	555
<b>036-14</b>	LIGHTING STUD 1/4".....	505	<b>118</b>	SUPER CLAMP ADAPTER.....	643
<b>036-14</b>	SUPER CLAMP ADAPTER.....	555	<b>119</b>	16 MM - 5/8" MALE ADAPTER.....	640
<b>036-14</b>	SUPER CLAMP ADAPTER.....	643	<b>119</b>	16MM MALE ADAPTER.....	553
<b>036-38</b>	LIGHTING STUD 3/8".....	505	<b>119</b>	ADAPTER SPIGOT 1/4"+3/8" FEMALE THREADS.....	505
<b>036-38</b>	SUPER CLAMP ADAPTER.....	555	<b>119</b>	SUPER CLAMP ADAPTER.....	555
<b>036-38</b>	SUPER CLAMP ADAPTER.....	643	<b>119</b>	SUPER CLAMP ADAPTER.....	643
<b>036MR</b>	LIGHTING STUD MR.....	505	<b>122B</b>	BLACK ALU POLE FOR BACKLITE STAND.....	455
<b>036MR</b>	SUPER CLAMP ADAPTER.....	555	<b>123</b>	PIVOTING BOOM CLAMP.....	490
<b>036MR</b>	SUPER CLAMP ADAPTER.....	643	<b>124</b>	PIVOTING BOOM CLAMP.....	490
<b>037</b>	CAMERA STUD.....	505	<b>125</b>	SHORT SPIGOT ADAPTER 3/8"-3/8".....	508
<b>037</b>	SUPER CLAMP ADAPTER.....	555	<b>125</b>	SUPER CLAMP ADAPTER.....	555
<b>037</b>	SUPER CLAMP ADAPTER.....	643	<b>126BSUAC</b>	BLACK STEEL HEAVY DUTY STAND.....	462
<b>038</b>	DOUBLE SUPER CLAMP.....	504	<b>126BSU</b>	BLACK STEEL HEAVY DUTY STAND.....	462
<b>039</b>	"U" HOOKS.....	508	<b>126CSUAC</b>	STEEL HEAVY DUTY STAND.....	463
<b>041</b>	"L" BRACKETS.....	508	<b>126CSU</b>	STEEL HEAVY DUTY STAND.....	463
			<b>133B</b>	EXTENSION BAR.....	505
			<b>142B</b>	BLACK ALU STAND EXTENSION.....	467

# Kapitelinhalt

<b>142CS</b>	STEEL STAND EXTENSION .....	467	<b>231B</b>	BLACK ALU COLUMN STAND .....	469
<b>143A</b>	MAGIC ARM WITH CAMERA BRACKET .....	516	<b>231CS</b>	STEEL COLUMN STAND .....	469
<b>143BKT</b>	CAMERA/UMBRELLA BRACKET .....	517	<b>237</b>	FLEX ARM .....	519
<b>143F</b>	FORK .....	600	<b>237HD</b>	HEAVY DUTY FLEX ARM .....	519
<b>143</b>	MAGIC ARM KIT .....	516	<b>241</b>	PUMP CUP WITH 16MM SWIVEL SOCKET .....	511
<b>143N</b>	MAGIC ARM .....	516	<b>241S</b>	PUMP CUP WITH 16MM SOCKET .....	511
<b>146B</b>	BLACK ALU HIGH STAND EXTENSION .....	467	<b>244ADPT38AR</b>	3/8" ANTI-ROTATION ADAPTER .....	518
<b>146CS</b>	STEEL HIGH STAND EXTENSION .....	467	<b>244ADPT58</b>	5/8" ADAPTERS .....	518
<b>147</b>	SHORT SPIGOT ADAPTER 1/4"-3/8" .....	508	<b>244ADPT3814</b>	3/8" AND 1/4" ADAPTERS .....	518
<b>147</b>	SUPER CLAMP ADAPTER .....	555	<b>244ADPT-HS</b>	HOT-SHOE ADAPTER .....	518
<b>148KN</b>	28MM MALE ADAPTER .....	554	<b>244MICRO-AR</b>	MICRO FRICTION ARM WITH ANTI ROTATION .....	518
<b>148KN</b>	SPECIAL ADAPTER .....	642	<b>244MICROKIT</b>	MICRO FRICTION ARM WITH NANO CLAMP .....	518
<b>149</b>	28MM MALE ADAPTER .....	554	<b>244MICRO</b>	MICRO FRICTION ARM .....	518
<b>149</b>	SPECIAL ADAPTER .....	642	<b>244MINI</b>	MINI FRICTION ARM .....	518
<b>151</b>	16 MM - 5/8" MALE ADAPTER .....	640	<b>244N</b>	VARIABLE FRICTION ARM .....	517
<b>151</b>	16MM MALE ADAPTER .....	553	<b>244</b>	VARIABLE FRICTION ARM WITH CAMERA BRACKET .....	517
<b>152</b>	16 MM - 5/8" FEMALE ADAPTER .....	639	<b>264</b>	ROUNDED 16MM LIGHTING STUD M10 .....	505
<b>152</b>	16MM FEMALE ADAPTER .....	552	<b>264</b>	SUPER CLAMP ADAPTER .....	555
<b>153</b>	16 MM - 5/8" FEMALE ADAPTER .....	639	<b>264</b>	SUPER CLAMP ADAPTER .....	643
<b>153</b>	16MM FEMALE ADAPTER .....	552	<b>269BU</b>	BLACK ALU SUPER STAND .....	463
<b>154B</b>	THREE BABY BRACKET .....	478	<b>269HDBU</b>	BLACK ALU HIGH SUPER STAND .....	466
<b>155BKL</b>	SUPER CLAMP ADAPTER .....	644	<b>270BSU</b>	BLACK STEEL SUPER STAND .....	464
<b>155BKL</b>	TILT-TOP HEAD .....	524	<b>270CSU</b>	STEEL SUPER STAND .....	465
<b>155</b>	SUPER CLAMP ADAPTER .....	644	<b>271</b>	PANEL CLAMP .....	501
<b>155</b>	TILT-TOP HEAD .....	524	<b>272B</b>	TELESCOPIC POLE .....	537
<b>156BLB</b>	BLACK ALU LOW MINI PRO STAND .....	455	<b>275</b>	MINI SPRING CLAMP .....	500
<b>158</b>	16 MM - 5/8" FEMALE ADAPTER .....	639	<b>297BBASE</b>	BLACK LARGE BRAKE BASE .....	471
<b>158</b>	16MM FEMALE ADAPTER .....	544	<b>297FBASE</b>	BLACK LARGE BRAKE BASE .....	471
<b>158</b>	16MM FEMALE ADAPTER .....	552	<b>298B</b>	BLACK ALU STUDIO STAND .....	470
<b>159</b>	16MM FEMALE ADAPTER .....	552	<b>299BBASE</b>	BLACK SMALL BRAKE BASE .....	471
<b>163-10</b>	28 MM - 1/8" MALE ADAPTER .....	641	<b>299B</b>	BLACK BABY STUDIO STAND .....	470
<b>163-10</b>	28MM MALE ADAPTER .....	554	<b>299FBASE</b>	BLACK SMALL FOOT BASE .....	471
<b>163-12</b>	28 MM - 1/8" MALE ADAPTER .....	641	<b>320</b>	MINI STILL LIFE TABLE .....	529
<b>163-12</b>	28MM MALE ADAPTER .....	554	<b>320PSL</b>	MINI STILL LIFE TABLE WITHOUT COVER .....	529
<b>163-38</b>	28 MM - 1/8" MALE ADAPTER .....	641	<b>320PX</b>	PERSPEX COVER FOR MINI STILL LIFE TABLE .....	529
<b>163-38</b>	28MM MALE ADAPTER .....	554	<b>332-3,7B</b>	MINI AUTOPOLE .....	495
<b>169</b>	FIVE SOCKET BRACKET .....	478	<b>332-3,7B</b>	MINI AUTOPOLE BLACK FINISH VERSION .....	629
<b>169</b>	FIVE SOCKET BRACKET .....	632	<b>335AS</b>	ADDITIONAL SOCKET .....	509
<b>170B</b>	MINI POLE BLACK FINISH VERSION .....	631	<b>374-10</b>	WHEELS FOR SUPER WIND UP .....	483
<b>170</b>	MINI POLE .....	497	<b>374</b>	WHEELS FOR SUPER WIND UP .....	483
<b>170</b>	MINI POLE .....	631	<b>375</b>	MULTICLIP .....	500
<b>171</b>	MINI CLAMP .....	501	<b>386B-1</b>	NANO CLAMP .....	504
<b>172</b>	MINI COUNTERWEIGHT .....	491	<b>387XBU</b>	BLACK STAINLESS STEEL SUPER WIND UP STAND .....	477
<b>172</b>	MINI COUNTERWEIGHT .....	627	<b>387XU</b>	STAINLESS STEEL SUPER WIND UP STAND .....	476
<b>173B</b>	BLACK MINI BOOM .....	490	<b>420B</b>	BLACK ALU COMBI-BOOM STAND WITH SANDBAG .....	485
<b>174</b>	HEXAGONAL 16MM LIGHTING STUD M10 .....	505	<b>420CSU</b>	COMBI-BOOM STAND HD .....	485
<b>174</b>	SUPER CLAMP ADAPTER .....	555	<b>425B</b>	BLACK MEGA BOOM .....	487
<b>174</b>	SUPER CLAMP ADAPTER .....	643	<b>427B-4,0</b>	OPERATING POLE .....	544
<b>175F-1</b>	SPRING CLAMP WITH FLASH SHOE .....	500	<b>427B-6,5</b>	OPERATING POLE .....	544
<b>175</b>	SPRING CLAMP .....	500	<b>432-2,7</b>	AUTOPOLE 2 .....	495
<b>176</b>	MINI "U" HOOKS .....	508	<b>432-2,7</b>	AUTOPOLE 2 .....	629
<b>179</b>	16 MM - 5/8" FEMALE ADAPTER .....	639	<b>432-2,7B</b>	AUTOPOLE 2 BLACK FINISH VERSION .....	629
<b>179</b>	16MM FEMALE ADAPTER .....	552	<b>432-3,7</b>	AUTOPOLE 2 .....	495
<b>182</b>	16 MM - 5/8" MALE ADAPTER .....	640	<b>432-3,7B</b>	AUTOPOLE 2 BLACK FINISH VERSION .....	629
<b>182</b>	16MM MALE ADAPTER .....	553	<b>602BSM</b>	BLACK STEEL LOW LE STAND .....	482
<b>184</b>	16 MM - 5/8" MALE ADAPTER .....	640	<b>604BSM</b>	BLACK STEEL MIDI LE STAND .....	482
<b>184</b>	16MM MALE ADAPTER .....	553	<b>612</b>	CABINET FITTINGS .....	482
<b>185</b>	16 MM - 5/8" MALE ADAPTER .....	640	<b>613PAR</b>	T BAR .....	478
<b>185</b>	16MM MALE ADAPTER .....	553	<b>614</b>	T BAR .....	478
<b>186</b>	16 MM - 5/8" MALE ADAPTER .....	640	<b>616-12</b>	PAN SPIGOT M12 .....	482
<b>186</b>	16MM MALE ADAPTER .....	553	<b>620-10</b>	28 MM - 1/8" MALE ADAPTER .....	641
<b>187</b>	16 MM - 5/8" MALE ADAPTER .....	640	<b>620-10</b>	28MM MALE ADAPTER .....	554
<b>187</b>	16MM MALE ADAPTER .....	553	<b>620-12</b>	28 MM - 1/8" MALE ADAPTER .....	641
<b>188</b>	16 MM - 5/8" MALE ADAPTER .....	640	<b>620-12</b>	28MM MALE ADAPTER .....	554
<b>188</b>	16MM MALE ADAPTER .....	553	<b>622B</b>	BLACK ALU MICROPHONE STAND .....	480
<b>189</b>	16 MM - 5/8" FEMALE ADAPTER .....	639	<b>622CS</b>	STEEL MICROPHONE STAND .....	480
<b>189</b>	16MM FEMALE ADAPTER .....	552	<b>635</b>	QUICK ACTION SUPER CLAMP .....	504
<b>191</b>	16 MM - 5/8" MALE ADAPTER .....	640	<b>649</b>	MINI CLAMP .....	501
<b>191</b>	16MM MALE ADAPTER .....	553	<b>1004BAC-3</b>	BLACK ALU AIR CUSHIONED MINI MASTER STAND IN 3-PACK .....	457
<b>192</b>	28MM MALE ADAPTER .....	554	<b>1004BAC</b>	BLACK ALU AIR CUSHIONED MASTER STAND .....	457
<b>192</b>	SPECIAL ADAPTER .....	642	<b>1005BAC-3</b>	BLACK ALU AIR CUSHIONED MINI RANKER STAND IN 3-PACK .....	457
<b>194</b>	16 MM - 5/8" FEMALE ADAPTER .....	639			
<b>194</b>	16MM FEMALE ADAPTER .....	552			
<b>195</b>	16 MM - 5/8" MALE ADAPTER .....	640			
<b>195</b>	16MM MALE ADAPTER .....	553			
<b>196AC</b>	MICRO CLAMP .....	531			
<b>203</b>	MINI EXTENSION ARM .....	509			
<b>220PSL</b>	STILL LIFE TABLE WITHOUT COVER .....	528			
<b>220PX</b>	PERSPEX COVER FOR STILL LIFE TABLE .....	528			
<b>220</b>	STILL LIFE TABLE .....	528			
<b>231ARM</b>	SLIDING SUPPORT ARM .....	531			

## M - Manfrotto

<b>1005BAC</b>	BLACK ALU AIR CUSHIONED RANKER STAND.....	457	<b>A2033LCB</b>	C-STAND 33 SLIDING LEG BLACK CHROME FINISH VERSION.....	567
<b>1051BAC-3</b>	BLACK ALU AIR CUSHIONED MINI COMPACT STAND IN 3-PACK.....	456	<b>A2033L</b>	C-STAND 33 SLIDING LEG CHROME FINISH VERSION.....	567
<b>1051BAC</b>	BLACK ALU AIR CUSHIONED MINI COMPACT STAND.....	456	<b>A2033LKIT</b>	C-STAND KIT 33 SLIDING LEG CHROME FINISH VERSION.....	569
<b>1052BAC-3</b>	BLACK ALU AIR CUSHIONED COMPACT STAND IN 3-PACK.....	456	<b>A3042CS</b>	OVERHEAD STAND 42.....	590
<b>1052BAC</b>	BLACK ALU AIR CUSHIONED COMPACT STAND.....	456	<b>A3043CS</b>	OVERHEAD STAND 43 WITH BRAKED WHEELS.....	590
<b>1314B</b>	SET STANDS KIT.....	537	<b>A3056CS</b>	WIDE BASE OVERHEAD STAND 56.....	591
<b>5001B</b>	BLACK ALU NANO STAND.....	455	<b>A3058CS</b>	OVERHEAD STAND 58 WITH BRAKED WHEELS.....	590
<b>A0003</b>	BACKLITE BABY STAND.....	574	<b>A3059CS</b>	OVERHEAD STAND 59.....	590
<b>A0010</b>	BABY STAND 10.....	574	<b>A3065CS</b>	WIDE BASE OVERHEAD STAND 65.....	591
<b>A0017</b>	BABY STAND 17.....	574	<b>A4039CS</b>	STEEL BOOM STAND 39E.....	580
<b>A0025B</b>	ALU BABY STAND 25.....	574	<b>A4041B</b>	ALU BOOM STAND 41.....	580
<b>A0030B</b>	ALU BABY STAND 30.....	575	<b>A4050CS</b>	STEEL BOOM STAND 50.....	581
<b>A0030CS</b>	STEEL BABY STAND 30.....	575	<b>A5012</b>	ROLLER STAND 12 FOLDING BASE.....	579
<b>A0035B</b>	ALU BABY STAND 35.....	575	<b>A5017</b>	ROLLER STAND 17 FOLDING BASE.....	578
<b>A0035CS</b>	STEEL BABY STAND 35.....	575	<b>A5029</b>	ROLLER STAND 29 LOW BASE.....	578
<b>A0040B</b>	ALU BABY STAND 40.....	575	<b>A5033</b>	ROLLER STAND 33 FOLDING BASE.....	578
<b>A0040CS</b>	STEEL BABY STAND 40.....	575	<b>A5034</b>	ROLLER STAND 34 FOLDING BASE.....	579
<b>A0045B</b>	ALU BABY STAND 45.....	575	<b>A5036CS</b>	ROLLER STAND 36 LOW BASE.....	579
<b>A0045CS</b>	STEEL BABY STAND 45.....	575	<b>A5042CS</b>	ROLLER STAND 42 LOW BASE.....	579
<b>A1010CS</b>	STEEL COMBO STAND 10.....	576	<b>A5043</b>	ROLLER STAND 43 LOW BASE.....	578
<b>A1020B</b>	ALU COMBO STAND 20.....	576	<b>A9000NB</b>	BRAKED WHEELS BLACK FINISH VERSION.....	576
<b>A1020CS</b>	STEEL COMBO STAND 20.....	576	<b>A9000NB</b>	BRAKED WHEELS BLACK FINISH VERSION.....	581
<b>A1035B</b>	ALU COMBO STAND 35.....	576	<b>A9000NB</b>	BRAKED WHEELS BLACK FINISH VERSION.....	593
<b>A1035CS</b>	STEEL COMBO STAND 35.....	576	<b>A9000NB</b>	BRAKED WHEELS BLACK FINISH VERSION.....	638
<b>A1045B</b>	ALU COMBO STAND 45.....	576	<b>A9000N</b>	BRAKED WHEELS.....	576
<b>A1045CS</b>	STEEL COMBO STAND 45.....	576	<b>A9000N</b>	BRAKED WHEELS.....	581
<b>A2007CB</b>	C-STAND MINI BASE BLACK CHROME FINISH VERSION.....	568	<b>A9000N</b>	BRAKED WHEELS.....	593
<b>A2007</b>	C-STAND MINI BASE CHROME FINISH VERSION.....	568	<b>A9000N</b>	BRAKED WHEELS.....	638
<b>A2009CB</b>	C-STAND BASE BLACK CHROME FINISH VERSION.....	568	<b>AC ADAPTOR</b>	SPECTRA2 ADAPTOR12V 1.25A.....	447
<b>A2009</b>	C-STAND BASE CHROME FINISH VERSION.....	568	<b>B70XXFFW</b>	FOAM FILL WHEEL SETFOR STRATO SAFE.....	587
<b>A2014CB</b>	C-STAND COLUMN 14 BLACK CHROME FINISH VERSION.....	568	<b>B150P</b>	STRATO SAFE CRANK-UP WITH PNEUMATIC WHEELS.....	586
<b>A2014</b>	C-STAND COLUMN 14 CHROME FINISH VERSION.....	568	<b>B150</b>	STRATO SAFE CRANK-UP.....	586
<b>A2016DCB</b>	C-STAND 16 DETACHABLE BLACK CHROME FINISH VERSION.....	566	<b>B6026CS</b>	WIND UP STAND 26.....	582
<b>A2016D</b>	C-STAND 16 DETACHABLE CHROME FINISH VERSION.....	566	<b>B6029X</b>	STAINLESS LOW BASE SUPER WIND UP 29 STAND.....	584
<b>A2018F</b>	C-STAND 18 CHROME FINISH VERSION.....	567	<b>B6030CS</b>	LOW BASE WIND UP STAND 30.....	583
<b>A2018LCB</b>	C-STAND 18 SLIDING LEG BLACK CHROME FINISH VERSION.....	567	<b>B6039CS</b>	WIND UP STAND 39.....	583
<b>A2018L</b>	C-STAND 18 SLIDING LEG CHROME FINISH VERSION.....	567	<b>B6040X</b>	STAINLESS STEEL SUPER WIND UP 40 STAND.....	585
<b>A2020CB</b>	C-STAND COLUMN 20 BLACK CHROME FINISH VERSION.....	568	<b>B7018</b>	STRATO SAFE STAND 18.....	586
<b>A2020</b>	C-STAND COLUMN 20 CHROME FINISH VERSION.....	568	<b>B7034FF</b>	LONG JOHN SILVER JUNIOR STAND WITH FOAM FILL WHEELS.....	589
<b>A2022DCB</b>	C-STAND 22 DETACHABLE BLACK CHROME FINISH VERSION.....	566	<b>B7043CS</b>	STRATO SAFE STAND 43.....	587
<b>A2022D</b>	C-STAND 22 DETACHABLE CHROME FINISH VERSION.....	566	<b>B7047CS</b>	STRATO SAFE STAND 47.....	587
<b>A2025FCB</b>	C-STAND 25 BLACK CHROME FINISH VERSION.....	567	<b>B7057FF</b>	LONG JOHN SILVER STAND WITH FOAM FILL WHEELS.....	588
<b>A2025F</b>	C-STAND 25 CHROME FINISH VERSION.....	567	<b>B9000</b>	HARD WHEEL SET FOR STRATO SAFE.....	587
<b>A2025LCB</b>	C-STAND 25 SLIDING LEG BLACK CHROME FINISH VERSION.....	567	<b>B9000P</b>	PNEUMATIC WHEEL SET FOR STRATO SAFE.....	587
<b>A2025L</b>	C-STAND 25 SLIDING LEG CHROME FINISH VERSION.....	567	<b>C100</b>	JUNIOR PIPE CLAMP WITH 28MM SOCKET.....	503
<b>A2029CB</b>	C-STAND COLUMN 29 BLACK CHROME FINISH VERSION.....	568	<b>C100</b>	JUNIOR PIPE CLAMP WITH 28MM SOCKET.....	612
<b>A2029</b>	C-STAND COLUMN 29 CHROME FINISH VERSION.....	568	<b>C150</b>	SWIVELLING "C" CLAMP.....	502
<b>A2030DCB</b>	C-STAND 30 DETACHABLE BLACK CHROME FINISH VERSION.....	566	<b>C150</b>	SWIVELLING "C" CLAMP.....	613
<b>A2030DCBKIT</b>	C-STAND KIT 30 DETACHABLE BLACK CHROME FINISH VERSION.....	569	<b>C155-01</b>	SAFETY CABLE.....	509
<b>A2030D</b>	C-STAND 30 DETACHABLE CHROME FINISH VERSION.....	566	<b>C155-01</b>	SAFETY CABLE 70CM.....	611
<b>A2030DKIT</b>	C-STAND KIT 30 DETACHABLE CHROME FINISH VERSION.....	569	<b>C155-01</b>	SAFETY CABLE 70CM.....	638
<b>A2033FCB</b>	C-STAND 33 BLACK CHROME FINISH VERSION.....	567	<b>C155-02</b>	SAFETY CABLE.....	509
<b>A2033FCBKIT</b>	C-STAND KIT 33 BLACK CHROME FINISH VERSION.....	569	<b>C155-02</b>	SAFETY CABLE 70CM.....	611
<b>A2033F</b>	C-STAND 33 CHROME FINISH VERSION.....	567	<b>C155-02</b>	SAFETY CABLE 70CM.....	638
<b>A2033FKIT</b>	C-STAND KIT 33 CHROME FINISH VERSION.....	569	<b>C155</b>	SAFETY CABLE.....	509
			<b>C155</b>	SAFETY CABLE.....	638
			<b>C155</b>	SAFETY CABLE 100CM.....	611
			<b>C210</b>	BABY PIPE CLAMP WITH 16MM STUD.....	503
			<b>C210</b>	BABY PIPE CLAMP WITH 16MM STUD.....	612
			<b>C296</b>	STAGE CLAMP WITH 28MM SOCKET.....	613
			<b>C337</b>	28MM BUSHING QUICK ACTION JUNIOR CLAMP.....	510
			<b>C337</b>	28MM BUSHING QUICK ACTION JUNIOR CLAMP.....	614
			<b>C338</b>	16MM PIN QUICK ACTION BABY CLAMP.....	510
			<b>C338</b>	16MM PIN QUICK ACTION BABY CLAMP.....	614
			<b>C339BB</b>	GRAB CLAMP WITH 16MM BUSHING.....	616
			<b>C339</b>	GRAB CLAMP.....	616
			<b>C339SP</b>	GRAB CLAMP WITH SPINNING PULLEY.....	617
			<b>C339UH</b>	DOUBLE GRIP HEAD.....	617

# Kapitelinhalt

<b>C345</b>	BARREL CLAMP.....	615	<b>D420</b>	JUMBO GAG GOBO .....	573
<b>C345BK</b>	BARREL CLAMP AND KNOB BLACK FINISH VERSION .....	615	<b>D500</b>	20" EXTENSION GRIP ARM .....	573
<b>C345K</b>	BARREL CLAMP AND KNOB.....	615	<b>D500B</b>	20" EXTENSION GRIP ARM BLACK FINISH VERSION .....	573
<b>C460</b>	LP EYE COUPLER.....	618	<b>D520</b>	40" EXTENSION GRIP ARM BLACK FINISH VERSION .....	573
<b>C461</b>	LP EYE COUPLER WITH 28MM TV SPIGOT.....	618	<b>D520B</b>	40" EXTENSION GRIP ARM BLACK FINISH VERSION .....	573
<b>C462</b>	LP EYE COUPLER WITH 16MM SPIGOT.....	618	<b>D530L</b>	40" EXTENSION ARM AND GRIP HEAD (D200) .....	573
<b>C463</b>	LP EYE COUPLER WITH LIFTING RING .....	618	<b>D570</b>	EXTENSION ARM WITH SWIVEL PIN.....	626
<b>C464</b>	LP EYE COUPLER WITH M12 BOLT PLUS NUT.....	619	<b>D600CB</b>	MINI BOOM BLACK CHROME FINISH VERSION .....	626
<b>C465</b>	LP EYE COUPLER WITH 28MM BUSHING.....	619	<b>D600</b>	MINI BOOM.....	626
<b>C481</b>	90° FIXED LP EYE COUPLER.....	619	<b>D650</b>	JUNIOR BOOM ARM .....	626
<b>C482</b>	SWIVEL LP EYE COUPLER .....	619	<b>D700B</b>	COLLAPSIBLE REFLECTOR HOLDER.....	601
<b>C500</b>	PELICAN GAFFER GRIP .....	502	<b>D705B</b>	LONG COLLAPSIBLE REFLECTOR HOLDER.....	601
<b>C500</b>	PELICAN GAFFER GRIP .....	611	<b>D750</b>	40MM (1.6") TELESCOPIC POLYHOLDER.....	601
<b>C590</b>	CONKA BONKA.....	592	<b>D800KIT</b>	GRIP KIT.....	573
<b>C622</b>	SMALL STEEL STAND EXTENSION .....	592	<b>E200</b>	28 MM - 1/8" MALE ADAPTER.....	641
<b>C624</b>	MEDIUM STEEL STAND EXTENSION .....	592	<b>E200</b>	28MM MALE ADAPTER.....	554
<b>C626</b>	LONG STEEL STAND EXTENSION .....	592	<b>E250</b>	16 MM - 5/8" MALE ADAPTER.....	640
<b>C820</b>	LONG TELESCOPIC HANGER WITH STIRRUP.....	624	<b>E250</b>	16MM MALE ADAPTER.....	553
<b>C820</b>	TELESCOPIC HANGER WITH STIRRUP .....	624	<b>E300</b>	16 MM - 5/8" MALE ADAPTER.....	640
<b>C820</b>	TELESCOPIC HANGER WITH STIRRUP .....	511	<b>E300</b>	16MM MALE ADAPTER.....	553
<b>C822</b>	LONG TELESCOPIC HANGER WITH STIRRUP.....	511	<b>E390</b>	16 MM - 5/8" FEMALE ADAPTER .....	639
<b>C825</b>	TELESCOPIC HANGER WITH UNIVERSAL HEAD.....	624	<b>E390</b>	16MM FEMALE ADAPTER.....	552
<b>C825</b>	TELESCOPIC HANGER WITH UNIVERSAL HEAD.....	511	<b>E600C</b>	SNAP-IN PIN STEEL VERSION .....	573
<b>C827</b>	LONG TELESCOPIC HANGER WITH UNIVERSAL HEAD.....	624	<b>E600C</b>	SUPER CLAMP ADAPTER .....	643
<b>C827</b>	LONG TELESCOPIC HANGER WITH UNIVERSAL HEAD.....	511	<b>E600</b>	SNAP-IN PIN.....	573
<b>C888UH</b>	TELESCOPIC HANGER WITH UNIVERSAL HEAD.....	625	<b>E600</b>	SUPER CLAMP ADAPTER .....	643
<b>C888UH</b>	TELESCOPIC HANGER WITH UNIVERSAL HEAD.....	511	<b>E610</b>	28MM MALE ADAPTER.....	554
<b>C1000</b>	28MM MALE ADAPTER.....	554	<b>E610</b>	SPECIAL ADAPTER .....	642
<b>C1000</b>	SPECIAL ADAPTER .....	642	<b>E650</b>	16 MM - 5/8" MALE ADAPTER.....	640
<b>C1005</b>	28MM MALE ADAPTER.....	554	<b>E650</b>	16MM MALE ADAPTER.....	553
<b>C1005</b>	SPECIAL ADAPTER .....	642	<b>E700</b>	BABY DROP DOWN PIN .....	581
<b>C1100</b>	28MM MALE ADAPTER.....	554	<b>E710</b>	JUNIOR DROP DOWN PIN .....	581
<b>C1100</b>	SPECIAL ADAPTER .....	642	<b>F100</b>	JUNIOR OFFSET ARM 28MM PIN / 28MM SOCKET .....	633
<b>C1525</b>	SKY HOOK .....	611	<b>F100</b>	PUMP CUP WITH 16MM BABY SWIVEL SPIGOT .....	634
<b>C1525</b>	SKY HOOK .....	500	<b>F300</b>	9" JUNIOR WALL PLATE .....	635
<b>C1550</b>	HEAVY DUTY SUPER CLAMP .....	610	<b>F301</b>	9" BABY WALL PLATE.....	635
<b>C1575B</b>	SUPER CLAMP .....	610	<b>F600</b>	BABY OFFSET ARM/TWIN 16MM PIN / 16MM SOCKET.....	633
<b>C1575</b>	SUPER CLAMP CHROME FINISH VERSION .....	610	<b>F800</b>	3" BABY WALL PLATE.....	634
<b>C4460</b>	MP EYE COUPLER .....	620	<b>F805</b>	6" BABY WALL PLATE.....	634
<b>C4461</b>	MP EYE COUPLER WITH 28MM TV SPIGOT.....	620	<b>F808</b>	9" BABY WALL PLATE.....	634
<b>C4462</b>	MP EYE COUPLER WITH 16MM SPIGOT.....	620	<b>F809</b>	BABY PLATE WITH 90° PIN.....	634
<b>C4463</b>	MP EYE COUPLER WITH LIFTING RING.....	620	<b>F810</b>	BABY PLATE WITH 16MM SWIVEL SPIGOT .....	635
<b>C4464</b>	MP EYE COUPLER WITH M12 BOLT PLUS NUT.....	620	<b>F820TH</b>	SUPER CLAMP ADAPTER .....	644
<b>C4465</b>	MP EYE COUPLER WITH 28MM BUSHING.....	620	<b>F825</b>	SUPER CLAMP ADAPTER .....	644
<b>C4469</b>	MP EYE COUPLER WITH 16MM BUSHING.....	621	<b>F830RH</b>	SUPER CLAMP ADAPTER .....	644
<b>C4482</b>	SWIVEL MP EYE COUPLER.....	621	<b>F830</b>	SUPER CLAMP ADAPTER .....	644
<b>C4485</b>	MP EYE COUPLER SWIVEL AND TILT TRUSS SUPPORT 150-250.....	621	<b>F830TH</b>	SUPER CLAMP ADAPTER .....	644
<b>C4486</b>	MP EYE COUPLER SWIVEL AND TILT TRUSSSUPPORT 200-400 .....	621	<b>F831TH</b>	SUPER CLAMP ADAPTER .....	644
<b>C4560</b>	SLIM MP EYE COUPLER.....	622	<b>F900</b>	BABY TRIPLE HEADER 5X16MM PIN/16MM SOCKET.....	632
<b>C4564</b>	MP EYE COUPLER 12MM BOLT + NUT.....	622	<b>F1100</b>	PUMP CUP WITH 16MM BABY FIXED SPIGOT.....	634
<b>CROMA2</b>	MLCROMA2 .....	447	<b>F1200</b>	COLUMN ARM .....	632
<b>D050</b>	SET OF 6 BLUE T-TOPS.....	573	<b>F1501</b>	30MM (1.2") POLYHOLDER.....	601
<b>D100</b>	DOUBLE GRIP HEAD .....	572	<b>F1504</b>	FOAMCORE FORK 16MM PIN.....	600
<b>D200</b>	2"½ GRIP HEAD.....	572	<b>F1521</b>	50MM (2") POLYHOLDER WITH 16MM SPIGOT .....	601
<b>D200B</b>	2"½ GRIP HEAD BLACK FINISH VERSION.....	572	<b>FF3033</b>	TOP SYSTEM 33.....	548
<b>D210JB</b>	SNAP-IN GRIP HEAD BLACK JAPANESE VERSION.....	572	<b>FF3043</b>	TOP SYSTEM 43.....	549
<b>D210J</b>	SNAP-IN GRIP HEAD JAPANESE VERSION.....	572	<b>FF3054</b>	TOP SYSTEM 54.....	549
<b>D220</b>	GRIP HELPER.....	572	<b>FF3207</b>	KIT OF 4 END STOPS WITH 4 CABLE CARRIAGES.....	544
<b>D230</b>	SUPER CLAMP GRIP HEAD.....	572	<b>FF3208</b>	ALIGNING CONNECTORS FOR FIXED RAILS.....	544
<b>D240</b>	GRIP HEAD WITH SWIVEL PIN .....	572	<b>FF3210</b>	BRACKET FOR CEILING ATTACHMENT.....	541
<b>D244N</b>	VARIABLE FRICTION ARM .....	633	<b>FF3211</b>	DOUBLE BRACKET FOR RAIL CROSSINGS.....	541
<b>D250</b>	GAG GOBO .....	572	<b>FF3212</b>	ANGLE BRACKET ("L"-SHAPED) FOR FIXING TO BEAMS.....	541
<b>D340</b>	CAMERA FLEXTENTION KIT .....	600	<b>FF3214A</b>	BRACKET FOR CEILING ATTACHMENT.....	542
<b>D400</b>	4"½ JUMBO GRIP HEAD .....	576	<b>FF3214B</b>	BRACKET FOR TUBE ATTACHMENT .....	542
<b>D400</b>	4"½ JUMBO GRIP HEAD .....	573	<b>FF3215</b>	RAIL MOUNTING KIT WITH M12 STUD .....	542
<b>D400B</b>	4"½ JUMBO GRIP HEAD BLACK FINISH VERSION .....	573	<b>FF3215A</b>	ADJUSTABLE BRACKET FOR IRREGULAR CEILINGS.....	541
<b>D400B</b>	4"½ JUMBO GRIP HEAD BLACK FINISH VERSION .....	576		EXTENSION BRACKET FOR VARIOUS HEIGHTS.....	542
<b>D420B</b>	JUMBO GAG GOBO BLACK FINISH VERSION .....	573			



## M - Manfrotto

<b>FF3218</b>	CEILING BRACKET WITH 50CM EXTENSION .....	542	<b>I 920BSN</b>	BLACK SINGLE NET 360 X 360CM .....	602
<b>FF3220</b>	CEILING BRACKET WITH 100CM EXTENSION .....	542	<b>I 920CKG</b>	CHROMAKEY GREEN 360 X 360CM .....	602
<b>FF3226C</b>	KIT OF 5 CABLE CARRIAGES WITH BEARING .....	544	<b>I 920K4</b>	SILK 1/4 STOP 360 X 360CM .....	602
<b>FF3226</b>	KIT OF 5 CABLE CARRIAGES .....	544	<b>I 920K</b>	SILK (ARTIFICIAL) 360 X 360CM .....	602
<b>FF3228</b>	DISMOUNTABLE SLIDING CARRIAGE WITH 4 WHEELS AND 16MM SPIGOT .....	542	<b>I 920SDL</b>	SOFT DIFFUSER LIGHT (LIGHT GRID) 360 X 360CM .....	602
<b>FF3229</b>	SLIDING CARRIAGE WITH 4 WHEELS, BRAKE AND 16MM SPIGOT .....	543	<b>I 920SD</b>	SOFT DIFFUSER (GRID) 360 X 360CM .....	602
<b>FF3230</b>	SLIDING CARRIAGE WITH 4 WHEELS AND 16MM SPIGOT .....	543	<b>I 920SW</b>	SILVER/ WHITE 360 X 360CM .....	602
<b>FF3232</b>	DOUBLE SLIDING CARRIAGE .....	543	<b>I 930BDN</b>	BLACK DOUBLE NET 600 X 600CM .....	602
<b>FF3235</b>	DOUBLE SLIDING CARRIAGE WITH DOUBLE BRAKE .....	543	<b>I 930BL</b>	BLACK COMMANDO 600 X 600CM .....	602
<b>FF3236</b>	DOUBLE SLIDING CARRIAGE WITH ONE BRAKE .....	543	<b>I 930BSN</b>	BLACK SINGLE NET 600 X 600CM .....	602
<b>FF3240</b>	EXTENSION TUBE 50CM LONG .....	547	<b>I 930CKG</b>	CHROMAKEY GREEN 600 X 600CM .....	602
<b>FF3242</b>	EXTENSION TUBE 100CM LONG .....	547	<b>I 930K</b>	SILK (ARTIFICIAL) 600 X 600CM .....	602
<b>FF3248</b>	TELESCOPIC POST EXTENDIBLE FROM 85CM TO 203CM .....	547	<b>I 930SDL</b>	SOFT DIFFUSER LIGHT (LIGHT GRID) 600 X 600CM .....	602
<b>FF3249</b>	SMALL TELESCOPIC POST EXTENDIBLE FROM 60CM TO 128CM .....	547	<b>I 930SD</b>	SOFT DIFFUSER (GRID) 600 X 600CM .....	602
<b>FF3276</b>	SAFETY STEEL CABLE .....	547	<b>I 930WG</b>	WHITE/ GOLD 600 X 600CM .....	602
<b>FF3512N86</b>	PANTOGRAPH TOP 2C .....	546	<b>I 1010</b>	MEAT AXE FLAG 75 X 90CM .....	598
<b>FF3514N86</b>	PANTOGRAPH TOP 4C .....	545	<b>I 1020</b>	CUTTER 25 X 106CM .....	598
<b>FF3531</b>	SPRING TYPE 4 RED .....	546	<b>I 1021</b>	CUTTER 46 X 120CM .....	598
<b>FF3532</b>	SPRING TYPE 12 RED .....	546	<b>I 1024</b>	SOLID BLACK FLAG 120 X 120CM .....	596
<b>FF3533</b>	SPRING TYPE 4 BLUE .....	546	<b>I 1030</b>	FLOPPY CUTTER 60 X 182CM .....	598
<b>FF3534</b>	SPRING TYPE 12 BLUE .....	546	<b>I 1031</b>	FLOPPY CUTTER 120 X 120CM .....	598
<b>FF3856</b>	FIXED BRACKET ON RAIL WITH 16MM SPIGOT .....	543	<b>I 4831</b>	OVAL REFLECTOR SILVER / WHITE 120 X 90CM .....	599
<b>FF6003B</b>	BLACK ANODISED 3M RAIL .....	540	<b>I 4834</b>	OVAL REFLECTOR SILVER / GOLD 120 X 90CM .....	599
<b>FF6004B</b>	BLACK ANODISED 4M RAIL .....	540	<b>I 6208</b>	OVAL REFLECTOR SUNFIRE / WHITE 185 X 120CM .....	599
<b>FF6005B</b>	BLACK ANODISED 5M RAIL .....	540	<b>I8030CB</b>	MOUNTING STIRRUP FOR 40" REFLECTOR BOARD .....	601
<b>G100-2</b>	SMALL SAND BAG .....	593	<b>LUMIMUSE3</b>	LUMIMUSE3 .....	444
<b>G100-2</b>	SMALL SAND BAG .....	479	<b>LUMIMUSE6</b>	LUMIMUSE6 .....	444
<b>G200-1</b>	LARGE SAND BAG .....	593	<b>LUMIMUSE8</b>	LUMIMUSE8 .....	445
<b>G200-1</b>	LARGE SAND BAG .....	479	<b>MC1990A</b>	PICO CLAMP .....	504
<b>G300</b>	EXTRA LARGE SAND BAG .....	593	<b>MICC1</b>	MICROPHONE CLIP .....	480
<b>G300</b>	EXTRA LARGE SAND BAG .....	479	<b>MICC2</b>	MICROPHONE SPRING CLIP .....	480
<b>G300</b>	EXTRA LARGE SAND BAG .....	491	<b>MICC4</b>	UNIVERSAL SHOCK MOUNT .....	480
<b>H60M</b>	MODULAR FRAME 183 X 183CM .....	604	<b>MICROPRO2</b>	MLMICROPRO2 .....	446
<b>H660</b>	LIGHTWEIGHT FRAME 183 X 183CM .....	604	<b>MLBALL</b>	BALL-HEAD MOUNT .....	445
<b>H800M</b>	MODULAR FRAME 244 X 244CM .....	604	<b>MLBATTADT</b>	L7.2V L-TYPE BATTERIES ADAPTOR FOR SPECTRA2 .....	447
<b>H1200M</b>	MODULAR FRAME 366 X 366CM .....	604	<b>MLFILTERCLS</b>	CLASSIC FILTER KIT .....	445
<b>H2000M</b>	MODULAR FRAME 610 X 610CM .....	604	<b>MLFILTERCOL</b>	MULTICOLOR FILTER KIT .....	445
<b>H2006</b>	FOLD AWAY FRAME 183 X 183CM .....	603	<b>MLFILTERPRT</b>	PORTRAIT FILTER KIT .....	445
<b>H2008</b>	FOLD AWAY FRAME 244 X 244CM .....	603	<b>MLH1HS</b>	SNAP TILT HEAD .....	525
<b>H2010</b>	FOLD AWAY FRAME 366 X 244CM .....	603	<b>MLL1300-BI</b>	LYKOS BI-COLOR .....	448
<b>H2012</b>	FOLD AWAY FRAME 366 X 366CM .....	603	<b>MLL1500-D</b>	LYKOS DAYLIGHT .....	448
<b>H2508</b>	FOLD AWAY FRAME COMPACT 244 X 244CM .....	603	<b>MLLBTDONGLE</b>	LYKOS BLUETOOTH DONGLE .....	449
<b>H2512</b>	FOLD AWAY FRAME COMPACT 366 X 366CM .....	603	<b>MLSBOXL</b>	LYKOS SOFTBOX .....	449
<b>H9000</b>	D.I.Y. BUTTERFLY PIPE CORNER KIT .....	605	<b>MS0490A</b>	NANO POLE STAND .....	455
<b>I 600B</b>	SOLID BLACK FLAG 30X45CM .....	596	<b>MSY0580A</b>	DADO KIT .....	519
<b>I 610D</b>	BLACK DOUBLE SCRIM 30 X 45CM .....	597	<b>MSY0590A</b>	DADO .....	519
<b>I 610K</b>	SILK (ARTIFICIAL) 30 X 45CM .....	597	<b>MT004</b>	"T" CLAMP .....	530
<b>I 610S</b>	BLACK SINGLE SCRIM 30 X 45CM .....	597	<b>MT020</b>	TUBE CONNECTOR .....	530
<b>I 650B</b>	SOLID BLACK FLAG 45 X 60CM .....	596	<b>SPECTRA2</b>	MLSPECTRA2 .....	446
<b>I 650D</b>	BLACK DOUBLE SCRIM 45 X 60CM .....	596	<b>XMT,002</b>	SUPER CLAMP ADAPTER .....	555
<b>I 650S</b>	BLACK SINGLE SCRIM 45 X 60CM .....	596			
<b>I 660K</b>	SILK (ARTIFICIAL) 45 X 60CM .....	597			
<b>I 660S</b>	BLACK SINGLE SCRIM 45 X 60CM .....	597			
<b>I 700B</b>	SOLID BLACK FLAG 60 X 75CM .....	596			
<b>I 750B</b>	SOLID BLACK FLAG 60 X 90CM .....	596			
<b>I 750D</b>	BLACK DOUBLE SCRIM 60 X 90CM .....	596			
<b>I 750K</b>	SILK (ARTIFICIAL) SCRIM 60 X 90CM .....	596			
<b>I 750S</b>	BLACK SINGLE SCRIM 60 X 90CM .....	596			
<b>I 750T</b>	BLACK TRIPLE SCRIM 60 X 90CM .....	596			
<b>I 780B</b>	SOLID BLACK FLAG 75 X 90CM .....	596			
<b>I 780TW</b>	WHITE TRIPLE SCRIM 75 X 90CM .....	596			
<b>I 790D</b>	BLACK DOUBLE SCRIM 120 X 120CM .....	596			
<b>I 790K</b>	SILK (ARTIFICIAL) SCRIM 120 X 120CM .....	596			
<b>I 790S</b>	BLACK SINGLE SCRIM 120 X 120CM .....	596			
<b>I 790TW</b>	WHITE TRIPLE SCRIM 120 X 120CM .....	596			
<b>I800</b>	BLACK METAL FLAG .....	600			
<b>I 905SD</b>	SOFT DIFFUSER (GRID) 120 X 120CM .....	602			
<b>I 915SDL</b>	SOFT DIFFUSER LIGHT (LIGHT GRID) 240 X 240CM .....	602			
<b>I 915SUS</b>	SUNFIRE/ SILVER 240 X 240CM .....	602			
<b>I 915SW</b>	SILVER/ WHITE 240 X 240CM .....	602			
<b>I 920BDN</b>	BLACK DOUBLE NET 360 X 360CM .....	602			

# Manfrotto

## LED, Lighting Supports & Filters

Manfrotto offers the widest and most professional choice of lighting solutions to serve the photographic, broadcast and entertainment industries.

We hope you find the catalogue inspiring and useful.

For all the news that's still too new to print, please visit

**[www.manfrotto.com](http://www.manfrotto.com)**

Lino Manfrotto war Ende der 1960er-Jahre Fotoreporter in Bassano del Grappa für Il Gazzettino und Il Giornale di Vicenza. Er beschäftigte sich aber auch mit Industrie- und Werbefotografie. Damals war die Ausstattung eines Fotostudios sperrig, schwer und machte den Profis die Arbeit nicht eben leichter. Der Markt bot eine große Auswahl an Studio-Blitzgeräten und Quarzleuchten, ließ jedoch grundlegende Zubehörteile wie Stative, Ausleger und Klemmen vollkommen außer Acht. Lino Manfrotto sah die Lücke im Markt und entwickelte mit der Hilfe eines Partners seine ersten Produkte, darunter ein leichtes und stabiles Lampenstativ, das endlich auch hoch genug war. Während der ersten Jahre produzierte Lino nur wenige Teile auf Bestellung für befreundete Fotografen. Später beschloss er die Produkte auf internationaler Ebene zu vermarkten und erhielt von einem Schweizer Vertrieb den ersten größeren Auftrag. Die Garage wurde zu einer Werkstatt umgebaut und war die ursprüngliche Produktionsstätte für die ersten Booms, Teleskopstangen und andere Stative.

1972 traf Lino Manfrotto Gilberto Battocchio, der als Mechaniker bei einer Firma in Bassano arbeitete. Durch Battocchio wurden die von Lino Manfrotto benötigten Produktlösungen dreidimensionale Wirklichkeit. Die beiden bildeten ein großartiges Gespann und begründeten innerhalb von nur wenigen Jahren ein Unternehmen, das sich zu einem Weltmarktführer entwickeln sollte.

1974 wurde das erste Manfrotto-Dreibeinestativ vorgestellt. Als innovativ, leicht und vielseitig wurden Manfrottos Ständer und Stative von allen Märkten aufmerksam wahrgenommen. Produkte wie Superboom, Autopole® und Super Clamp® wurden zu einem wesentlichen Bestandteil eines jeden Fotostudios in der ganzen Welt. Die Gruppe wuchs und 1986 siedelte sich Manfrotto, der bereits 6 Werke in Bassano besaß, in Feltre im Industriegebiet von Villapaiera an, wo er in nur zwei Jahren 5 Fabriken aus dem Boden stampfte.

Spitzenpersönlichkeiten, innovative und hervorragende Produkte, starke Marken von Weltrang und ein riesiges Vertriebsnetz in 140 Ländern weckten das Interesse internationaler Anleger. 1989 wurde der komplette Aktienbestand von Lino Manfrotto an die britische Vitec Group GmbH verkauft, ein multinationales Firmenkonsortium, das an der Londoner Börse gelistet und im Film- und TV-Sektor tätig ist.

Lino und Gilberto sind noch immer im Gruppenmanagement aktiv und leisten weiterhin wertvolle Unterstützung für Manfrotto und den Bereich der Berufsfoto- und Videographie.

Manfrottos Produktsortimente sind dem Ziel gewidmet, die Wünsche der engagiertesten und passioniertesten Fotografen rings um den Globus zu erfüllen und vorherzusehen.



# GUARANTEE & SPARE PARTS



All Manfrotto products are covered by a statutory warranty, which assures that the product is fit for use and covered against any manufacturing defects.

Alle Manfrotto-Produkte sind durch eine gesetzliche Garantie gedeckt, wodurch gewährleistet ist, dass das Produkt einsatzbereit und frei von Herstellungsfehlern ist.

The terms and conditions of the limited warranty extension, and the list of local/national contacts for warranty service are available to see at **[www.manfrotto.com](http://www.manfrotto.com)**

By simply registering your purchase with us, your product is eligible for the warranty extension.

Die Geschäftsbedingungen der eingeschränkten erweiterten Garantieleistung und die Liste der lokalen/nationalen Ansprechpartner für Garantieservice können eingesehen werden unter **[www.manfrotto.com](http://www.manfrotto.com)**

Indem Sie einfach Ihren Kauf bei uns registrieren, hat Ihr Produkt Anspruch auf die erweiterte Garantieleistung.

# LED Lighting



MODEL	LUMIMUSE3	LUMIMUSE6	LUMIMUSE8	SPECTRA2
				
<b>Color Temperature</b>	Daylight 5600K + Gel Filters (1/4 CTO and diffuser)	Daylight 5600K + Gel Filters (1/4 CTO and diffuser)	Daylight 5600K + Gel Filters (1 CTO, 1/4 CTO and diffuser)	Daylight 5600K + Gel Filters (1 CTO, 1/4 CTO and diffuser)
<b>CRI</b>	>92	>92	>92	>93
<b>Illuminance</b>	220lux	440lux	550lux	650lux (+50% light output with boost mode)
<b>Beam</b>	50°	50°	50°	45°
<b>Battery Capacity</b>	Li-Pol - 60'	Li-Pol - 65'	Li-Pol - 60'	AA batteries NiMH - 110' Li-ion Sony L-Type 160'* * Boost mode
<b>Dimensions</b>	28x71x53mm	28x76x60mm	28x86x59mm	153x93x45mm
<b>Features</b>	3 step dimming Hot-shoe and female 1/4" N° of LED 3 Gel Filters (1/4 CTO, and diffuser)	3 step dimming Hot-shoe and female 1/4" N° of LED 6 Gel Filters (1 CTO, 1/4 CTO and diffuser)	4 step dimming Hot-shoe ball head and female 1/4" N° of LED 8 Gel Filters (1 CTO, 1/4 CTO and diffuser)	Dimming 1-100% Boost mode +50% light output Tripod/hot-shoe ball head Li-ion L-Type battery adaptor (optional) AC adaptor (optional) D-Tap connection (optional)



Manfrotto offers a complete range line of LED lights for videography and photography, tailored on the needs of photo-video enthusiast and professionals.

Each model is designed according to state of art technology, aiming at portability, high efficiency, durability and excellent color rendition.



MICROPRO2	CROMA2	DAYLIGHT	LYKOS BICOLOR
			
Daylight 5600K + Gel Filters (1 CTO, 1/4 CTO and diffuser)	From Tungsten 3100K to Daylight 5600K + Gel Filter (diffuser)	Daylight 5600K + Gel Filters (1 CTO, 1/4 CTO and diffuser)	From Tungsten 3000K to Daylight 5600K + Gel filter (diffuser)
>93	>93	>93	>90
940lux	Daylight: 900lux Tungsten: 800lux	1600lux	Daylight: 1500lux Tungsten: 1300lux
50°	50°	50°	50°
AA batteries NiMH - 40' Li-ion Sony L-Type 8 cell 180'	AA batteries NiMH 40' Li-ion Sony L-Type 8 cell 180'	Li-ion Sony L-Type (6300mAh) 80'	Li-ion Sony L-Type (6300mAh) 80'
170x108x44mm	170x108x44mm	260x152x42mm	260x152x42mm
Dimming 1-100% Tripod/hot-shoe ball head Li-ion L-Type battery adaptor AC adaptor D-Tap connection (optional)	Dimming 1-100% Tripod/hot-shoe ball head Li-ion L-Type battery adaptor AC adaptor D-Tap connection (optional)	Dimming 0-100% Tripod/hot-shoe ball head LCD Screen D-Tap connection (optional) Bluetooth connection (optional) & App	Dimming 0-100% Tripod/hot-shoe ball head LCD Screen D-Tap connection (optional) Bluetooth connection (optional) & App



#### MLUMIEPL-BK LUMIMUSE3

Mounting method	Hot-shoe and female 1/4"
Battery life	60 min
Beam angle	50°
Colour temperature	5600K
CRI (Color Rendition Index)	>92
Dimensions	28x71x53mm
Dimmable	3 step dimming
Illuminance	220
Number of LEDs	3
Weight	0.074kg

The LUMIMUSE3 is the smallest LED in the LUMIMUSE range. With such diminutive dimensions, the LUMIMUSE3 is perfect for keeping in a small bag or even your pocket to give you that extra lighting kick when you need it. It is a great multipurpose light, especially useful for videos and as fill light in photography. Also included in each kit is a snap-fit filter mount and filters, which modify the colour temperature and diffusion of the light; you can simultaneously use up to 2 to achieve various effects.



#### MLUMIEART-BK LUMIMUSE6

Mounting method	Hot-shoe and female 1/4"
Battery life	65 min
Beam angle	50°
Colour temperature	5600K
CRI (Color Rendition Index)	>92
Dimensions	28x76x60mm
Dimmable	3 step dimming
Illuminance	440
Number of LEDs	6
Weight	0.137kg

The LUMIMUSE6 is the middle LED in the LUMIMUSE range. With such highly portable dimensions and robust aluminum construction, The LUMIMUSE6 is perfect for keeping in your kit bag to help you get extra creative with your lighting. The LUMIMUSE6 is great in many situations for example in portrait and still life photography as well as for situations like interviews or video blogs. Using more than one together will really expand the flexibility of your lighting.



## MLUMIEMU-BK LUMIMUSE8

Mounting method	Hot-shoe and female 1/4"
Battery life	60 min
Beam angle	50°
Colour temperature	5600K
CRI (Color Rendition Index)	>92
Dimensions	28x86x59mm
Dimmable	4 step dimming
Illuminance	550
Number of LEDs	8
Weight	0.175kg

The LUMIMUSE8 is the largest and brightest LED in the LUMIMUSE range but is still ultra-portable. Keeping one or two LUMIMUSE8 in your kit bag will give your portable lighting set a real kick without all the extra weight and space needed for traditional lighting. The LUMIMUSE8 is great for lighting in myriad situations with excellent maximum light output and 4 step dimming to regulate light intensity.



## MLBALL BALL-HEAD MOUNT

Mounting method	Hot-shoe and female 1/4"
Weight	0.016kg

The LUMIMUSE Ball Head is designed specifically for the LUMIMUSE series LEDs and is compatible with the full range. The Ball head allow you to mount either on the hot-shoe of a camera or even on a tripod or alternative supports, using the 1/4" screw thread on the underside. The head is friction based and enables 360° pan movement and up to 35° in the vertical providing you with the ability to control the direction of your light in a simple, rapid way. The ball head is included with LUMIMUSE Kits and will be sold separately for use with other LEDs.



## MLFILTERCOL MULTICOLOR FILTER KIT

Included in the kit are the following filters:

- Deep Ocean
- Azalea Pink
- Canary Yellow
- Deep Purple
- Berry Pink
- Grass Green
- Blue Jean
- Bright Orange
- Weight 0.014kg

The LUMIMUSE Series Multicolour filters are a set of accessory filters that are designed to augment the flexibility and usability of the LUMIMUSE8 and LUMIMUSE6 LED lights. The Multicolour kit provides 8 beautiful vibrant colours to help you create unique and interesting photos and videos.



## MLFILTERCLS CLASSIC FILTER KIT

Included in the kit are the following filters:

- Primary Green
- Heavy Diffusor
- 3/4 CTO
- Primary Red
- Medium Diffusor
- 3/4 CTB
- Primary Blue
- Soft Diffusor
- Weight 0.014kg

The LUMIMUSE Series Classic filters are a set of accessory filters that are designed to augment the flexibility and usability of the LUMIMUSE8 and LUMIMUSE6 LED lights. The Classic series of 8 filters include a number of common lighting filters that have been used in photography & videography for many years to create various effects and corrections.



## MLFILTERPRT PORTRAIT FILTER KIT

Included in the kit are the following filters:

- Pink Rose
- Summer Tan
- Soft Diffusor
- Pea
- Amber Sunrise
- Silk Diffusor
- Tuscan Sunset
- Blush
- Weight 0.014kg

The LUMIMUSE Series Portrait filters are a set of accessory filters that are designed to augment the flexibility and usability of the LUMIMUSE and LUMIMUSE Art LED lights when conducting portraiture. The kit includes 8 filters and diffusors to help mimic certain types of lighting that compliment various skin types.



**MLSPECTRA2 SPECTRA2**

<b>Mounting method</b>	Tripod/hot-shoe ball head and female ¼"
<b>Battery Capacity</b>	AA batteries Alkaline - 50 min NiMH - 110 min Lithium - 180 min Sony L Type 160 min (Boost mode)
<b>Beam angle</b>	45°
<b>Color Temperature</b>	Daylight 5600K + Gel Filters (1 CTO, 1/4 CTO and diffuser)
<b>CRI</b>	>93
<b>Dimming</b>	1-100% without flickering
<b>Illuminance</b>	650lux (+50% light output with boost mode)
<b>Dimensions</b>	153x93x45mm
<b>Features</b>	Boost mode +50% light output D-Tap connection (optional) Gel Filters (1 CTO, 1/4 CTO and diffuser)

The most compact LED Panel in the professional range. Spectra2 features the state of art LED technology (Surface Mount Technology), which guarantees images with perfect colour rendition and improved efficiency. The LED panel can be operated by 6 AA standard batteries, by mains through an optional AC adaptor or by L-Type Li-ion batteries through optional battery adaptor. Compact and portable, it is perfect for on camera use (thanks to the included ball-head), but can also be used off camera. Diffuser and filter gel for colour correction are included in the pack.)



**MLMICROPRO2 MICROPRO2**

<b>Mounting method</b>	Tripod/hot-shoe ball head and female ¼"
<b>Battery Capacity</b>	AA batteries Alkaline - 8 min NiMH - 40 min Lithium - 25 min Sony L Type 6 cell 90 min - 8 cell min
<b>Beam angle</b>	50°
<b>Color Temperature</b>	Daylight 5600K + Gel Filters (1 CTO, 1/4 CTO and diffuser)
<b>CRI</b>	>93
<b>Dimming</b>	1-100%
<b>Illuminance</b>	940lux
<b>Dimensions</b>	170x108x44mm
<b>Features</b>	D-Tap connection (optional) Gel Filters (1 CTO, 1/4 CTO and diffuser)

Powerful and compact light with newest LED technology (Surface Mount Technology), which guarantees images with perfect colour rendition. The LED panel embeds innovative lenses, which have been designed specifically to achieve an improved optical efficiency. The LED device can be dimmed from 1% to 100% and it can be operated by 6 AA standard batteries, by mains through the included AC adaptor or by L-Type Li-ion batteries through the included battery adaptor. Compact and powerful, it can be used both on camera (thanks to the included ball-head) and off camera (e.g. in combination with Manfrotto baby lighting stands). Diffuser and filter gel for colour correction are included in the pack.





**MLCROMA2 CROMA2**

<b>Mounting method</b>	Tripod/hot-shoe ball head and female ¼"
<b>Battery Capacity</b>	Batterie AA Alkalina - 8 min NiMH - 40 min Litio - 25 min Sony Tipo L 6 celle 90 min - 8 cella 180 min
<b>Beam angle</b>	50°
<b>Color Temperature</b>	Daylight 5600K - Tungsten 3100K + Gel Filters (diffuser)
<b>CRI</b>	>93
<b>Dimming</b>	1-100%
<b>Illuminance</b>	Daylight: 900lux - Tungsten: 800lux
<b>Dimensions</b>	170x108x44mm
<b>Features</b>	D-Tap connection (optional) Gel Filters (diffuser)

Powerful and compact light with newest LED technology (Surface Mount Technology), which guarantees images with perfect colour rendition. The LED panel embeds innovative lenses, which have been specifically designed to achieved an improved optical efficiency. The LED device can be dimmed from 1% to 100% and it can be operated by 6 AA standard batteries, by mains through the included AC adaptor or by L-Type Li-ion batteries through the included battery adaptor. Compact and powerful, it can be used both on camera (thanks to the included ball-head) and off camera (e.g. in combination with Manfrotto baby lighting stands). Colour temperature can be regulated from 3100K to 5600K, this makes Croma2 the perfect versatile LED panel to match the existing ambient lighting. Diffuser gel is included in the pack.



**AC ADAPTOR 12V1.25A  
AC ADAPTOR 12V 1.25A SPECTRA2**

<b>Voutput DC</b>	12V
<b>Ioutput</b>	1,25A

This universal 110-220V AC adapter allows Manfrotto Spectra2 LED light to be operated by mains. An international plug set (UK, US, EU, AU) is included in the packaging.



**MLBATTADT-L7.2V  
L-TYPE BATTERIES ADAPTOR FOR SPECTRA2**

This battery adaptor allows Manfrotto Spectra2 LED light to be operated by Li-ion Type.



**MLL1500-D LYKOS DAYLIGHT**

<b>Mounting method</b>	Tripod/hot-shoe ball head and female 1/4"
<b>Battery Capacity</b>	Sony NP-F970 (6300mAh) 80 min
<b>Beam angle</b>	50°
<b>Color Temperature</b>	Daylight 5600K + Gel Filters (1 CTO, 1/4 CTO and diffuser)
<b>CRI</b>	>93
<b>Dimming</b>	0-100%
<b>Illuminance</b>	1600lux
<b>Dimensions</b>	260x152x42mm
<b>Features</b>	LCD Screen D-Tap connection (optional) Bluetooth technology (optional) & App Gel Filters (1 CTO, 1/4 CTO and diffuser)

LYKOS daylight is capable of an incredible lighting power in still very portable dimensions. It is the best solution for the videographer and photographer on the go, who needs a lightweight light source. LYKOS LED panels mount the newest LED technology available (Surface Mounted Technology), which guarantees images with perfect colour rendition and no colour casting. Diffuser and filter gel for colour correction are supplied in the packaging; superior diffusion can be achieved using LYKOS LED panel in combination with LYKOS LED softbox. LYKOS LED panels is fully compatible with Manfrotto Digital Director through LYKOS Bluetooth Dongle.



Dedicated App.



**MLL1300-BI LYKOS BI-COLOR**

<b>Mounting method</b>	Tripod/hot-shoe ball head and female 1/4"
<b>Battery Capacity</b>	Sony NP-F970 (6300mAh) 80 min
<b>Beam angle</b>	50°
<b>Color Temperature</b>	Daylight 5600K - Tungsten 3000K + Gel Filters (1 CTO, 1/4 CTO and diffuser)
<b>CRI</b>	>93
<b>Dimming</b>	0-100%
<b>Illuminance</b>	Daylight: 1500lux - Tungsten: 1300lux
<b>Dimensions</b>	260x152x42mm
<b>Features</b>	LCD Screen D-Tap connection (optional) Bluetooth technology (optional) & App Gel Filters (diffuser)

LYKOS Bi-Color is capable of an incredible lighting power in still very portable dimensions. It is the best solution for the videographer and photographer on the go, who needs a lightweight light source. LYKOS LED panels mount the newest LED technology available (Surface Mounted Technology), which guarantees images with perfect colour rendition and no colour casting. Diffuser gel is supplied in the packaging; superior diffusion can be achieved using LYKOS LED panel in combination with LYKOS LED softbox. LYKOS LED panels is fully compatible with Manfrotto Digital Director through LYKOS Bluetooth Dongle. with LYKOS LED softbox. LYKOS LED panels is fully compatible with Manfrotto Digital Director through LYKOS Bluetooth Dongle.



Dedicated App.



### MLLBTDONGLE LYKOS BLUETOOTH DONGLE

LYKOS Bluetooth Dongle allows to add wireless connectivity to Manfrotto LYKOS LED panels. The device incorporates Bluetooth Smart version 4.0 (or higher) with a Low Energy Core Configuration. Downloading the iPhone App "LYKOS App", the user can have full control of one or more LED panels. Controllable functions are On/Off switch, dimming 0%-100%, colour temperature regulation, grouping of lights, recall of previously stored scene settings, fade-in fade-out.



### MLSBOXL LYKOS SOFTBOX

<b>Dimensions</b>	20x24x6cm
<b>Diffusion</b>	-1,3 f-stops

Manfrotto LED Softbox is the perfect accessory to be used in combination with LYKOS LED panels. It can be set up in seconds without any tools. It creates a beautifully soft lighting, softening the shadows in the images. The diffuser film is specifically designed for LED Lighting and reduces the light output by 1,3 f-stops. The inner reflective surface guarantees maximum optical efficiency. It collapses flat and can be easily stored in the fabric pouch included.






Stands








Manfrotto's range of stands consists of several product families which differ in design and materials depending both on the applications they are intended for and on the light type they have to support. These supports can be distinguished by the materials they are made of (aluminum or steel) and two tubing technologies (electrowelding or extrusion). Special attention has been paid to multiple technical solutions like pneumatic damping and levelling legs. The existing versions allow for extensions between 21cm and 550cm, with payloads between 1.5kg and 200kg.



MODEL		PRODUCTS	CODE
BABY LIGHTWEIGHT		Backlite Stand	012B
		Nano Pole stand	MS0490A
		Black ALU LOW Mini Pro Stand	156BLB
		Black ALU NANO Stand	5001B
		Black ALU AIR Cushioned Mini Compact Stand	1051BAC
		Black ALU AIR Cushioned Compact Stand	1052BAC
		Black ALU AIR Cushioned Master Stand	1004BAC
		Black ALU AIR Cushioned Ranker Stand	1005BAC
JUNIOR STANDS		Black ALU Stand	008BU
		STEEL Junior Stand	008CSU
		Black ALU Senior Stand	007BU
		Black STEEL Senior Stand	007BSU
		STEEL Senior Stand	007CSU
		Black STEEL Tall Stand	111BSU
		STEEL Tall Stand	111CSU
		Black STEEL Heavy Duty Stand	126BSU
		STEEL Heavy Duty Stand	126CSU
		Black ALU Super Stand	269BU
		Black STEEL Super Stand	270BSU
		STEEL Super Stand	270CSU
		Black ALU High Super Stand	269HDBU
		Extensions Black ALU Stand	142B
Extensions STEEL High Stand	146CS		
Extensions STEEL Stand	142CS		
Extensions ALU High Stand	146B		
ROLLER		STEEL Column Stand	231CS
		Black ALU Column Stand	231B
		Black Baby Studio Stand	299B
		Black ALU studio Stand	298B
		BASE Black Large Brake	297BBASE
		Base Black Large Foot	297FBASE
		Base Black Small Brake	299BBASE
		Base Black Small Foot	299FBASE
WIND-UP		STEEL 3-section Low Base Wind Up Stand	087NWL B
		STEEL 2-section Low Base Wind Up Stand	083NWL B
		STEEL Wind Up Stand	087NW
		Black STEEL Wind Up Stand	087NWB
		STEEL Short Wind Up Stand	087NWSH
		STEEL 2-section Wind Up Stand	083NW
		STAINLESS STEEL Super Wind Up Stand	387XU
		Black STAINLESS STEEL Super Wind Up Stand	387XBU
LIGHTING BOOMS & BOOM STANDS		Black ALU Combi-Boom Stand with Sandbag	420B
		Combi-Boom Stand HD	420CSU
		Black Mega Boom (stand not included)	425B
		Black Light Boom 35 (stand not included)	085BSL
		Black Light Boom 35 (stand included)	085BS
		Black Super Boom (stand not included)	025BSL
		Black Super Boom (stand included)	025BS
		Black Light Boom (stand not included)	024B
		Super Boom with Column Stand	025TM
		Black Wall Boom (stand not included)	098B
		Black Short Wall Boom (stand not included)	098HB

PAYLOAD								HEIGHT & WEIGHT			ATTACHMENT
≤ 2 kg	≤ 5 kg	≤ 10 kg	≤ 15 kg	≤ 20 kg	≤ 25 kg	≤ 30 kg	≥ 30 kg	 cm	 cm	 kg	
√								85	48	1,32	Spigot 5/8" M, Bushing 5/8" F, 3/8" thread Male
√								195	49	1,07	
√								123	40	1,50	
√								190	48	0,93	
	√							211	67	1,00	
	√							237	86	1,20	
		√						366	107	3,00	
		√						237	100	2,00	Bushing 5/8" F / diameter 17mm M (JP), Spigot 5/8" M, 1/4" W thread Male, 3/8" thread Male
			√					212	112	4,20	Bushing 1 1/8" F, Spigot 5/8" M, 3/8" thread Male
						√		216	116	6,40	
			√					315	122	3,00	
				√				325	122	7,30	
				√				325	122	7,30	
					√			380	155	9,00	
					√			380	155	9,00	
							√	333	131	8,30	
							√	333	131	8,30	
							√	455	144	8,00	
							√	477	144	13,50	
							√	477	144	13,50	
		√						730	173	10,00	
							Extension	210		2,40	
							Extension	314		4,80	
							Extension	210		3,60	
							Extension	314		2,80	
		√						250	121	8,00	Spigot 5/8" M, Bushing 5/8" F, 1/4" W thread Male, 3/8" thread Male
		√						250	121	6,40	
			√					272	105	4,80	Bushing 5/8" F / diameter 17mm M (JP), Spigot 5/8" M, 1/4" W thread Male, 3/8" thread Male
			√					300	125	6,00	Bushing 1 1/8" F, Spigot 5/8" M, 3/8" thread Male
							√		52	5,70	
							√		52	4,40	
							√		36	4,80	
							√		36	3,50	
						√		276	134	16,00	Bushing 1 1/8" F, Spigot 5/8" M, 3/8" thread Male
							√	190	112	11,00	
						√		370	181	21,40	
						√		370	181	21,40	
						√		276	155	15,50	
							√	247	153	16,00	Bushing 1 1/8" F
							√	366	184	32,50	
							√	366	184	32,50	
		√						392	113	2,70	Bushing 5/8" F / diameter 17mm M (JP), Spigot 5/8" M, 1/4" W thread Male, 3/8" thread Male
			√					392	113	5,60	
6kg at max extension, 30kg at minimum extensions, both with 30kg of counterweight								320		15,00	Bushing 1 1/8" F, Bushing 5/8" F
6kg at max extension with 7kg of counterweight								280		2,20	Bushing 5/8" F / diameter 17mm M (JP), Spigot 5/8" M, 1/4" W thread Male, 3/8" thread Male
6kg at max extension with 7kg of counterweight								280		16,40	
5kg at max extension with 7kg of counterweight								270		4,10	Spigot 5/8" M, 3/8" thread Male
5kg at max extension with 7kg of counterweight								100		21,00	Spigot 5/8" M, 3/8" thread Male
3kg at max extension with 4,5kg of counterweight								200		1,40	Bushing 5/8" F / diameter 17mm M (JP), Spigot 5/8" M, 1/4" W thread Male, 3/8" thread Male
5kg at max extension with 7kg of counterweight								108		18,50	Spigot 5/8" M, 3/8" thread Male
4,5kg at max extension								210		2,30	Bushing 5/8" F / diameter 17mm M (JP), Spigot 5/8" M, 1/4" W thread Male, 3/8" thread Male
	√							122		2,00	Bushing 5/8" F / diameter 17mm M (JP), Spigot 5/8" M, 1/4" W thread Male, 3/8" thread Male

**BABY LIGHTWEIGHT STANDS**

This series of Manfrotto baby lighting stands are ideal for most photographic strobe heads and lighter weight fixtures and LED lights. They fold quickly to a compact size, fitting into most lighting kits. They are the versatile and lightweight companion for shoots in studio or on location.



A stronger and more ergonomic handle helps you while securing stands into the operating position.



Just a click away from your baby. Push on the new locking device and detach one stand, ready to go.



Anti-rotation 3/8" top screw fixing, plus 1/4" adapter for matching any requirement.

Excellent protection against corrosion and wear is ensured by aluminium anodization.

Versions featuring air cushioning for preventing damage to the lighting fixture during column retraction.



A new bi-injection casting provides the photographer with a better ergonomic grip.













**BLACK ALU POLE FOR BACKLITE STAND 122B**

2 section (Ø 22, 19mm) aluminium pole.  
Minimum height: 47cm. Maximum height: 74.5cm

-  0.34kg
-  Top type 18
-  Bottom type 19

**BACKLITE STAND 012B**

Black steel base with detachable aluminium column. 2 sections, 1 riser.  
Ø: 22, 19mm. Solid flat legs: 20x5mm. A versatile stand allowing fixtures to mount on the ground or on the included pole for extra height.

-  9cm
-  85cm
-  48cm
-  60cm
-  1.32kg
-  Pole type 18 + type 19
-  3kg
-  Base type 1 + Spigot Art. 013



**BLACK ALU LOW MINI PRO STAND 156BLB**

Aluminium stand. 4 sections, 3 risers. Ø: 25, 22, 19, 16mm.  
Leg Ø: 16mm. Perfect for background lights.

-  40cm
-  123cm
-  40cm
-  45cm
-  0.62kg
-  1.5kg
-  Type 19 + Adapter Art. 015



**BLACK ALU NANO STAND 5001B**

Aluminium stand. 5 sections, 4 risers. Ø: 25, 22, 19, 16, 13mm.  
Solid flat legs 15x5mm. An ideal stand for kits due to its compact design.

-  49cm
-  190cm
-  48cm
-  100cm
-  0.93kg
-  1.5kg
-  Type 19 + Adapter Art. 015



**NANO POLE STAND MS0490A**

Aluminum stand, compact stand with 5 sections, 4 risers. The column can be detached from the base and used as a boom.

-  49cm
-  195cm
-  49cm
-  100cm
-  1.07kg
-  1.5kg
-  Type 19

ADAPTO

Material alternatives are crucial to provide high performance and light weight.

Adapto® is the new material specifically developed by Manfrotto for both collars and spider castings of the 1051BAC MINI COMPACT STAND and the 1052BAC COMPACT STAND.

Adapto® is a special technical polymer that is comparable to aluminium in strength, but is 50% lighter. Adapto® is an ideal material for photo imaging equipment as it has superb resistance to extreme temperatures and will not corrode or oxidize. Additionally, Adapto® is an excellent vibration absorption material, making our equipment the ultimate in vibration free shots.









New Adapto® collars are made from a single locking component, ensuring better performance and easier maintenance.



**BLACK ALU AIR CUSHIONED  
MINI COMPACT STAND 1051BAC**



Aluminium stand, air cushioned. 4 sections, 3 risers.  
Ø: 25, 22, 19, 16mm. Leg Ø: 19mm.

-  75cm
-  211cm
-  67cm
-  70cm
-  1kg
-  4kg
-  Type 19  
+ Adapter Art. 015
-  017

**BLACK ALU AIR CUSHIONED MINI  
COMPACT STAND IN 3-PACK 1051BAC-3**











Same as 1051BAC, available in 3-pack. Not illustrated

**BLACK ALU AIR CUSHIONED  
COMPACT STAND 1052BAC**



Aluminium stand, air cushioned. 3 sections, 2 risers.  
Ø: 25, 22, 19mm. Leg Ø: 19mm.

-  101cm
-  237cm
-  86cm
-  109cm
-  1.2kg
-  5kg
-  Type 19  
+ Adapter Art. 015
-  017

**BLACK ALU AIR CUSHIONED  
COMPACT STAND IN 3-PACK 1052BAC-3**



Same as 1052BAC, available in 3-pack. Not illustrated



With the piling system portability is at the essence! Cling them together and save a lot of room in the studio or carry them in a compact case to easily bring them with you for outdoor shooting. The new baby is now able to stand up on its own even when it's closed.



**BLACK ALU AIR CUSHIONED MASTER STAND 1004BAC**



Aluminium stand, air cushioned. 4 sections, 3 risers.  
 Ø: 35, 30, 25, 20mm. Leg Ø: 22mm.

- - 
  - 
  - 
  - 
  - 
  - 
  -
- + Adapter Art. 015



**BLACK ALU AIR CUSHIONED MINI MASTER STAND IN 3-PACK 1004BAC-3**

Same as 1004BAC, available in 3-pack. Not illustrated



**MINI BACKLITE BASE FEMALE ATTACHMENT 003MF**

The hole at the end of each leg enables the user to nail the stand to the floor, hang it on a wall or fix it to the ceiling.

- 
- 
- 
- 
- 



**BLACK ALU AIR CUSHIONED RANKER STAND 1005BAC**



Aluminium stand, air cushioned. 3 sections, 2 risers.  
 Ø: 35, 30, 25mm. Leg Ø: 22mm.

- - 
  - 
  - 
  - 
  - 
  - 
  -
- + Spigot Art. 013



**BLACK ALU AIR CUSHIONED MINI RANKER STAND IN 3-PACK 1005BAC-3**

Same as 1005BAC, available in 3-pack. Not illustrated



**MINI BACKLITE BASE MALE ATTACHMENT 003M**

Same as 003MF but with 16mm male attachment (Type 22).

- 
- 
- 
- 
- 



**BACKLITE BASE 003**

Fold away base.

- - 
  - 
  - 
  -
- + Spigot Art.013

## JUNIOR STANDS

Junior Lighting stands are medium-high payload stands, suitable for supporting reflectors or luminaires in studio or location. Chrome steel, black zinc and silver or black aluminum versions are available, all with double braced leg base for extra stability and safety. Optional air cushioning as indicated in the product code description (AC).



28mm die cast aluminium socket together with a 16mm stud.



All versions feature levelling leg for better stability.



Double braced legs for better stability, resistance and safety.



All stands in the series can be equipped with wheels either braked wheels.





**BLACK ALU STAND 008BU**

Black aluminium stand. 2 sections, 1 riser.  
 Ø: 35, 30mm. Leg Ø: 22mm. 1 levelling leg.

131cm	212cm	112cm	118cm	4.2kg
15kg	3kg@212cm	Type 14	109, 110, 110G	



**STEEL JUNIOR STAND 008CSU**

Chrome plated steel stand. 2 sections, 1 riser.  
 Ø: 35, 30mm. Leg Ø: 22mm. 1 levelling leg.

132cm	216cm	116cm	118cm	6.4kg
30kg	18kg@216cm	Type 14	110, 110G	

**CINE STAND BLACK STEEL 008BSU**

Zinc plated steel stand. 2 sections, 1 riser.  
 Ø: 35, 30mm. Leg Ø: 22mm. 1 levelling leg.

132cm	216cm	116cm	118cm	6.4kg
30kg	18kg@216cm	Type 14	110, 110G	



**BLACK ALU SENIOR STAND 007BU**

Aluminium stand. 3 sections, 2 risers.  
 Ø: 35, 30, 25mm. Leg Ø: 22mm. 1 levelling leg.

124cm	315cm	122cm	118cm	3kg
12kg	2.5kg@315cm	Type 14	109, 110, 110G	



**BLACK STEEL SENIOR STAND 007BSU**

Black chrome plated steel stand. 3 sections, 2 risers.  
 Ø: 35, 30, 25mm. Leg Ø: 22mm. 1 levelling leg.

124cm	325cm	122cm	118cm	7.3kg
20kg	6.7kg@325cm	Type 14	109, 110, 110G	

**BLACK ALU SENIOR STAND 007BUAC**

Aluminium air cushioned stand. 3 sections, 2 risers.  
 Ø: 35, 30, 25mm. Leg Ø: 22mm. 1 levelling leg.

120cm	310cm	122cm	150cm	3kg
12kg	2.5kg@305cm	Type 14	109, 110, 110G	



### STEEL SENIOR STAND 007CSU

Chrome plated steel stand. 3 sections, 2 risers.  
 Ø: 35, 30, 25mm. Leg Ø: 22mm. 1 levelling leg.

124cm	325cm	122cm	118cm	7.3kg
20kg	6.7kg@325cm	Type 14	109, 110, 110G	



### BLACK STEEL TALL STAND 111BSU

Black chrome plated steel stand. 3 sections, 2 risers.  
 Ø: 35, 30, 25mm. Leg Ø: 22mm. 1 levelling leg.  
 The small footprint makes this stand perfect for tight spaces.

146cm	380cm	155cm	102cm	9kg
25kg	6kg@380cm	Type 14	103, 104, 104G	



**STEEL TALL STAND 111CSU**

Chrome plated steel stand. 3 sections, 2 risers.  
 Ø: 35, 30, 25mm. Leg Ø: 22mm. 1 levelling leg.  
 The small footprint makes this stand perfect for tight spaces.

146cm	380cm	155cm	102cm	9kg
25kg	6kg@380cm	Type 14	103, 104, 104G	



**BLACK STEEL HEAVY DUTY STAND 126BSU**

Chrome plated steel stand. 3 sections, 2 risers.  
 Ø: 40, 35, 30mm. Leg Ø: 22mm. 1 levelling leg.

131cm	333cm	131cm	126cm	8.3kg
40kg	3kg@333cm	Type 14	109, 110, 110G	

**BLACK STEEL HEAVY DUTY STAND 126BSUAC**

Chrome plated, air cushioned steel stand. 3 sections, 2 risers.  
 Ø: 40, 35, 30mm. Leg Ø: 22mm. 1 levelling leg.










131cm	333cm	131cm	126cm	8.3kg
40kg	3kg@333cm	Type 14	109, 110, 110G	





**STEEL HEAVY DUTY STAND 126CSU AC**










Chrome plated steel stand. 3 sections, 2 risers.  
 Ø: 40, 35, 30mm. Leg Ø: 22mm. 1 levelling leg.

-   
 131cm
-   
 333cm
-   
 131cm
-   
 126cm
-   
 8.3kg
-   
 40kg
-   
 3kg@333cm
-   
 Type 14
-   
 109, 110, 110G












**BLACK ALU SUPER STAND 269BU**

Aluminium stand. 4 sections, 3 risers.  
 Ø: 50, 45, 40, 35mm. Leg Ø: 30mm. 1 levelling leg.

-   
 144cm
-   
 455cm
-   
 144cm
-   
 174cm
-   
 8kg
-   
 35kg
-   
 6.3kg@455cm
-   
 Type 14
-   
 103, 104, 104G

**STEEL HEAVY DUTY STAND 126CSUAC AC**










Chrome plated, air cushioned steel stand. 3 sections, 2 risers.  
 Ø: 40, 35, 30mm. Leg Ø: 22mm. 1 levelling leg.

-   
 131cm
-   
 333cm
-   
 131cm
-   
 126cm
-   
 8.3kg
-   
 40kg
-   
 3kg@333cm
-   
 Type 14
-   
 109, 110, 110G



**BLACK STEEL SUPER STAND 270BSU**









Black chrome plated steel stand. 4 sections, 3 risers.  
 Ø: 50, 45, 40, 35mm. Leg Ø: 30mm. 1 levelling leg.  
 There is a reason we call this the super stand! Incredible reach of 477cm that can support fixtures up to 40kg.

-  144cm
-  477cm
-  144cm
-  174cm
-  13.5kg
-  40kg
-  12kg@477cm
-  Type 14
-  103, 104, 104G



**BLACK ALU FOLLOW SPOT STAND 070BU**










Black aluminum stand. 2 sections, 1 riser.  
 Ø: 50, 40mm. Leg Ø: 30mm. 1 leveling leg. Memory collar included.

-  88cm
-  147cm
-  105cm
-  109cm
-  6.3kg
-  35kg
-  Type 14
-  104, 104G



**STEEL SUPER STAND 270CSU**









Chrome plated steel stand. 4 sections, 3 risers.  
 Ø: 50, 45, 40, 35mm. Leg Ø: 30mm. 1 levelling leg.

-  144cm
-  477cm
-  144cm
-  174cm
-  13.5kg
-  40kg
-  12kg@477cm
-  Type 14
-  103, 104, 104G



**FOLLOW SPOT STAND 070CSU**

Chrome plated stand. 2 sections, 1 riser.  
 Ø: 50, 40mm. Leg Ø: 30mm. 1 leveling leg. Memory collar included.  
 This stand was named for its low height and high payload allowing the lighting technician to easily follow on actor.

-  88cm
-  147cm
-  105cm
-  109cm
-  6.8kg
-  40kg
-  Type 14
-  104, 104G



**BLACK ALU HIGH SUPER STAND 269HDBU**

Aluminium stand. 6 sections, 5 risers.  
 Ø: 50, 45, 40, 35, 30, 25mm. Leg Ø: 30mm. 1 levelling leg.

-   
190cm
-   
730cm
-   
173cm
-   
174cm
-   
10kg
-   
10kg
-   
1kg@730cm
-   
Type 14
-   
103, 104, 104G





**BLACK ALU STAND EXTENSION 142B**

2 section (Ø 35, 30mm) black aluminium extension.  
Minimum height: 125cm. Maximum height: 210cm.



2.4kg



Top type 14



Bottom type 37



**STEEL HIGH STAND EXTENSION 146CS**

3 section (Ø 35, 30, 25mm) chrome steel extension.  
Minimum height: 137cm. Maximum height: 314cm.



4.8kg



Top type 14



Bottom type 37



**STEEL STAND EXTENSION 142CS**

2 section (Ø 35, 30mm) chrome steel extension.  
Minimum height: 125cm. Maximum height: 210cm.



3.6kg



Top type 14



Bottom type 37



**BLACK ALU HIGH STAND EXTENSION 146B**

3 section (Ø 35, 30, 25mm) black aluminium extension.  
Minimum height: 137cm. Maximum height: 314cm.



2.8kg



Top type 14



Bottom type 37

**ROLLER STANDS**

Roller stands are characterized by low profile bases that slip easily into position on set. All models are supplied with free running wheels and positive brakes.



Quick action folding legs.



Low profile or an easier and quicker positioning of light fixtures.











Levelling leg.



**STEEL COLUMN STAND 231CS**









Chrome plated steel post: Ø: 35mm.  
 Height of light fixture: from ground level to 250cm.  
 Complete with braked wheels. 1 levelling leg.

-   
 35cm
-   
 250cm
-   
 121cm
-   
 100cm
-   
 8kg
-   
 8kg
-   
 5kg@250cm
-   
 Type 1  
 + Spigot Art. 013



**BLACK ALU COLUMN STAND 231B**

Black aluminium post: Ø: 35mm.  
 Height of light fixture: from ground level to 250cm.  
 Complete with braked wheels. 1 levelling leg.

-   
 35cm
-   
 250cm
-   
 121cm
-   
 100cm
-   
 6.4kg
-   
 8kg
-   
 2kg@250cm
-   
 Type 1  
 + Spigot Art. 013



**BLACK BABY STUDIO STAND 299B**

Black steel base, silver anodised aluminium sections, complete with wheels. 3 sections, 2 risers. Ø: 35, 30, 25mm. 1 levelling leg.

108cm	272cm	105cm	75cm	4.8kg
12kg	2.2kg@272cm	Type 3 + Spigot Art. 013		



**BLACK ALU STUDIO STAND 298B**







Black steel base, silver anodised aluminium sections, complete with wheels. 3 sections, 2 risers. Ø: 35, 30, 25mm. 1 levelling leg.

129cm	300cm	125cm	100cm	6kg
15kg	5kg@300cm	Type 14		



**BLACK LARGE BRAKE BASE 297BBASE**







1 levelling leg.  
Complete with braked wheels.

-  28cm
-  52cm
-  100cm
-  5.7kg
-  40kg
-  Type 14



**BLACK LARGE BRAKE BASE 297FBASE**







1 levelling leg.  
Complete with feet.

-  21cm
-  52cm
-  100cm
-  4.4kg
-  40kg
-  Type 14



**BLACK SMALL BRAKE BASE 299BBASE**







1 levelling leg.  
Complete with braked wheels.

-  28cm
-  36cm
-  75cm
-  4.8kg
-  40kg
-  Type 14



**BLACK SMALL FOOT BASE 299FBASE**

1 levelling leg.  
Complete with feet.

-  21cm
-  36cm
-  75cm
-  3.5kg
-  40kg
-  Type 14



**WIND UP STANDS**

Mighty stands that reach high height. Made by chrome or stainless steel, single and double risers which extend simultaneously. Levelling leg for easy positioning and double braces leg base for extra stability and safety.



Cable transmission is fully inside sections.

Third internal safety cable.

"Safe finger" protection.



Bolts: all wind up stands assembled using bolts instead of rivets for easier maintenance.



Fold away crank handle for avoiding split up during usage and reducing protrusion during storage.



Double braced legs for better stability, resistance and safety.



All versions feature levelling leg for better stability.



All stands in the series can be equipped with wheels either braked wheels.

Footrest for easy access to top section.











Aluminium feet for improved stability and longer durability.



STEEL 3 SECTION LOW BASE  
WIND UP STAND **087NWLB**









Geared centrepost steel stand. 3 sections, 2 risers.  
Ø: 55, 45, 38mm. 1 levelling leg. Fitted with braked wheels.

				
144cm	276cm	134cm	100cm	16kg
				
30kg	5.5kg@276cm	Type 14		



STEEL 2 SECTION LOW BASE  
WIND UP STAND **083NWLB**











Geared centrepost steel stand. 2 sections, 1 riser.  
Ø: 55, 45mm. 1 levelling leg. Fitted with braked wheels.

				
129cm	190cm	112cm	100cm	11kg
				
35kg	2.5kg@190cm	Type 14		



**STEEL WIND UP STAND 087NW**











Chrome steel stand with geared column.  
 2 risers extend simultaneously at an elevation of 4.4cm per handle turn.  
 Safety cable ensures simultaneous retrieval of all sections.  
 3 sections, 2 risers. Ø: 55, 45, 38mm. Leg Ø: 30mm. 1 levelling leg.

-  167cm
-  370cm
-  181cm
-  128cm
-  21.4kg
-  30kg
-  30kg@370cm
-  Type 14 104, 104G, 374-10
- 
- 



**BLACK STEEL WIND UP STAND 087NWB**

Black chrome steel stand with geared column.  
 2 risers extend simultaneously at an elevation of 4.4cm per handle turn.  
 Safety cable ensures simultaneous retrieval of all sections.  
 3 sections, 2 risers. Ø: 55, 45, 38mm. Leg Ø: 30mm. 1 levelling leg.

-  167cm
-  370cm
-  181cm
-  128cm
-  21.4kg
-  30kg
-  30kg@370cm
-  Type 14 104, 104G, 374-10
- 
- 





**STEEL SHORT WIND UP STAND 087NWSH**

Short version of 087NW. 3 sections, 2 risers.  
 Ø: 55, 45, 38mm. Leg Ø: 30mm. 1 levelling leg.

135cm	276cm	155cm	128cm	15.5kg
30kg	15kg@276cm	Type 14	104, 104G, 374-10	



**STEEL 2 SECTION WIND UP STAND 083NW**

Chrome steel stand with geared column. Elevation: 2.2cm per handle turn.  
 2 sections, 1 riser. Ø: 55, 45mm. Leg Ø: 30mm. 1 levelling leg.

139cm	247cm	153cm	128cm	16kg
45kg	30kg@247cm	Type 14	104, 104G, 374-10	



### STAINLESS STEEL SUPER WIND UP STAND **387XU**

Heavy lift stand with strengthened stainless steel column and legs, chrome steel risers and geared column.  
3 sections Ø: 70, 60, 50mm.

2 risers which extended simultaneously at 4.4cm per handle turn.

Safety cable ensures simultaneous retrieval of all sections.

Rapid adjustment. Leg Ø 35mm. 1 levelling leg.

PATENTED



156cm



366cm



179cm



180cm



32.5kg



80kg



80kg@366cm



28mm



374







### BLACK STAINLESS STEEL SUPER WIND UP STAND **387XBU**

Heavy lift stand with strengthened stainless steel column and legs, black chrome steel risers and geared column.  
3 sections  $\varnothing$ : 70, 60, 50mm.

2 risers which extended simultaneously at 4.4cm per handle turn.

Safety cable ensures simultaneous retrieval of all sections.

Rapid adjustment. Leg  $\varnothing$  35mm. 1 levelling leg.

PATENTED



156cm



366cm



179cm



180cm



32.5kg



80kg



80kg@366cm



28mm



374



All Manfrotto stands provide for a high level of customisation, thanks to a wide range of accessories like wheels, sand bags, clips, wind-bracing kit and stans holder that can accept any lighting fixture, in order to match any requirement.



**FIVE SOCKET BRACKET 169**

100cm long T Bar with 5 x 28mm sockets for attaching up to 5 lighting fixtures. Designed to fit on stand or bracket with 28mm socket.  
\*When load on one side only, max load capacity: 15kg.

-  6.10kg
-  28mm
-  28mm
-  50kg\*



**THREE BABY BRACKET 154B**

65cm long T Bar with 3 x 16mm sockets plus 3 x 16mm Spigot Art. 013. Designed to fit on stand or bracket with 16mm pin.

-  0.79kg
-  16mm
-  16mm + Spigot Art. 013



**T BAR 614**

4 x Lantern T Bar 1220mm long.



**EXPAN ATTACHMENT 081**

Another quick solution to hang your expan up to a baby stand.

-  0,204kg
-  Type 1



**T BAR 613PAR**

"T" Bar specifically design to carry six PAR 57 or 64 luminaires. Supplied with a built in TV male spigot. Max load capacity: 6kg on each attachments, only at the ends 12kg on each side.



**WIND-BRACING KIT 087WBK**

Wind-bracing kit of 3 ropes. Length: 10m. Not supplied with the stand.



**STAND HOLDER 027**

Holder for 8 light stands. Width: 115cm. Distance between fixing holes: 64.4cm. Depth: 19cm.



2.8kg



**SMALL SAND BAG G100-2**

(Sand not supplied)



6kg



**EXTRA LARGE SAND BAG G300**

(Sand not supplied)



35kg

**LARGE SAND BAG G200-1**

(Sand not supplied)



10kg



**SMALL CABLE CLIP 064**

Clamps on Ø: 18mm to 26mm. Allen key not supplied. Set of four.



0.02kg

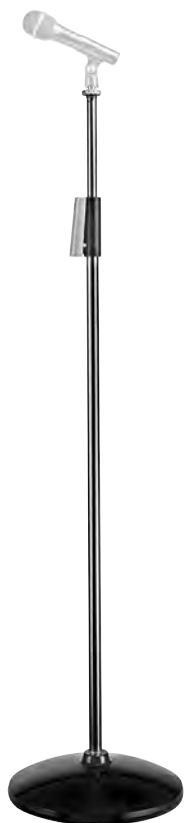


**LARGE CABLE CLIP 093**

Clamps on Ø: 28mm to 40mm. Allen key not supplied. Set of four.




0.03kg



**BLACK ALU MICROPHONE STAND 622B**

Aluminum microphone stand.

-  195cm
-  108cm
-  2.7kg
-  2kg
-  Type 36



**STEEL MICROPHONE STAND 622CS**

Chrome steel microphone stand.

-  195cm
-  108cm
-  3.2kg
-  2kg
-  Type 36



**MICROPHONE CLIP MICC1**

Standard type microphone clip.

-  0.05kg



**MICROPHONE SPRING CLIP MICC2**

Universal type microphone clip.  
Grabs microphones from diameter 20mm to 35mm.

-  0.05kg



**UNIVERSAL SHOCK MOUNT MICROPHONE HOLDER MICC4**

Made in aluminum supplied with a rubber dampening system to prevent shocks and vibrations. This rubber system allows efficient rapid microphone mounting. The swiveling yoke has a 3/8" threaded hole that allows convenient mounting to the range of carbon fiber microphone booms. Accepts a large variety of microphones.

-  0.121kg



35mm tube diameter.

Wide base with double leg braces for added stability and safety.



3/8" microphone top fitting.

Complete with grip collar that allows the stand to be set at the required height with single operation.





**BLACK STEEL MIDI LE STAND 604BSM**

Chrome plated steel stand. 2 sections, 1 riser.  
 Ø: 40, 35mm. Leg Ø: 22mm.

- |       |            |       |                |       |
|-------|------------|-------|----------------|-------|
|       |            |       |                |       |
| 154cm | 260cm      | 132cm | 126cm          | 6.6kg |
|       |            |       |                |       |
| 40kg  | 10kg@260cm | 35mm  | 109, 110, 110G |       |



**BLACK STEEL LOW LE STAND 602BSM**

Black chrome plated steel stand. 2 sections, 1 riser.  
 Ø: 40, 35mm. Leg Ø: 22mm.

- |       |            |       |                |       |
|-------|------------|-------|----------------|-------|
|       |            |       |                |       |
| 125cm | 205cm      | 104cm | 118cm          | 5.7kg |
|       |            |       |                |       |
| 50kg  | 18kg@205cm | 35mm  | 109, 110, 110G |       |



**CABINET FITTINGS 612**

Ramsa / Bose universal adaptor for 32/38mm tube.



**PAN SPIGOT M12 616-12**

Rotating 28mm spigot with M10 screw attachment.  
 Smooth rotation is assured by a Teflon bearing.  
 Complete with locking knob to block panoramic position.



**WHEEL SET 104**

Ø: 75mm with brakes and M10 attachment. Set of three.



1.5kg



75kg



**WHEEL SET 109**

Ø: 80mm without brakes and adapter for legs Ø: 22mm. Set of three.



1.43kg



60kg



**WHEEL SET 110**

Ø: 75mm with brakes and adapter for legs Ø: 22mm. Set of three.



1.7kg



75kg



**WHEEL SET 104G**

Ø: 100mm with brakes and M10 attachment. Set of three.



3kg



100kg



**WHEEL SET 110G**

Ø: 100mm with brakes and adapter for legs Ø: 22mm. Set of three.



3.2kg



100kg



**WHEELS FOR SUPER WIND UP 374**

Ø: 160mm with brakes. Set of three.



7.2kg



300kg

**WHEELS FOR SUPER WIND UP 374-10**

Not illustrated

Ø: 160mm with brakes and M10 attachment. Set of three.



7.2kg



300kg



**CASTER WHEEL SET 017**

Caster wheel set for stands with legs Ø: 19mm. Set of three.



0.45kg



10kg



**CASTER WHEEL SET 018**

Caster wheel set for stands with legs Ø: 22mm. Set of three.



0.45kg



10kg

Lighting booms and boom stands provide the idea unobtrusive way to position lighting and reflector equipment directly above the subject. Boom stands are the perfect answer to those who need the flexibility of a boom and a lighting stand in one unit. Available in lightweight aluminum and steel for any type of shoot. Using a special articulated joint, which work both as a locking collar and as a pivoting boom clamp, all Manfrotto upright boom stands can rapidly be converted into stands with horizontal boom arms.



Sandbag counterweight available.



5/8" top fixing with 3/8" screw fixing (adjustable 90°) and 1/4" adapter for matching any requirement.












A special articulated coupler allows this model to be used either as a normal stand or boom.



**BLACK ALU COMBI-BOOM STAND WITH SANDBAG 420B**







Aluminium stand. Supplied with sandbag counterweight (empty) for maximum stability and smoothness.  
 4 sections, 3 risers. Ø: 35, 30, 25, 20mm. Leg Ø: 22mm.  
 Minimum extension boom: 19cm  
 Maximum extension boom: 191cm  
 Maximum load at boom full extension: 2kg with counterweight.

-  131cm
-  392cm
-  113cm
-  109cm
-  2.7kg
-  9kg
-  0.9kg@392cm
-  018
-  Type 25 + Spigot Art. 013



**COMBI-BOOM STAND HD 420CSU**

Same as 420B but with legs and column in steel, last two sections in aluminium.  
 Maximum load at boom full extension: 5kg with 35kg of counterweight.

-  131cm
-  392cm
-  113cm
-  109cm
-  5.6kg
-  12kg
-  1.5kg@392cm
-  018
-  Type 25 + Spigot Art. 013



**BLACK LIGHT BOOM 35 (STAND NOT INCLUDED) 085BSL**

Ø 35mm. 3 section boom arm complete with Pivoting Clamp 123, counterweight G-Peso 022, cable clips and locking key.  
 Weight: 2.2kg, boom only.  
 Dismantled length: 100cm.  
 Assembled length: 280cm.  
 Minimum extension from stand attachment: 10cm.  
 Maximum extension from stand attachment: 250cm.  
 Load: 6kg at maximum extension with 7kg of counterweight.



2.2kg



6kg



Type 25 + Spigot Art. 013



28mm stand attachment



**BLACK SUPER BOOM (STAND NOT INCLUDED) 025BSL**

Ø 35mm. 1 section boom complete with Pivoting Clamp 123, counterweight G-Peso 022, cable clips.  
 Weight: 4.1kg, boom only.  
 Remote control of lighting movement: 270cm long.  
 Minimum extension from stand attachment: 24cm.  
 Maximum extension from stand attachment: 100cm.  
 Load: 5kg at maximum extension with 7kg of counterweight.



4.1kg



5kg



Type 17 + Rapidapt Art. 014-38



28mm stand attachment





**BLACK MEGA BOOM (STAND NOT INCLUDED) 425B**

Largest boom in the range, remote control of pan, tilt and rotation of lamina plus geared telescopic extension. Combination of black zinc steel and black anodised aluminium tubes. Supplied with carrying bags.

2 sections (Ø: 45, 55mm).

Folded length: 220cm.

Minimum extension from stand attachment: 50cm.

Maximum extension from stand attachment: 320cm.

\* Load: 6kg at maximum extension with 30kg of counterweight.

30kg at minimum extension with 30kg of counterweight.

Suggested stands: Wind Up series.

-  15kg
-  6kg-30kg\*
-  GC
-  16mm/28mm
-  28mm stand attachment



Product in use



**BLACK LIGHT BOOM 35 (STAND INCLUDED) 085BS**

Not illustrated

Ø 35mm 3 sections boom arm complete with Pivoting Clamp 123, counterweight G-Peso 022, Cine Stand with casters, cable clips and locking key.

Weight: 2.2kg, boom only.

Dismantled length: 100cm.

Assembled length: 280cm.

Minimum extension from stand attachment: 10cm.

Maximum extension from stand attachment: 250cm.

Load: 6kg at maximum extension with 7kg of counterweight.

-  16.4kg
-  6kg
-  Type 25 + Spigot Art.013
-  28mm stand attachment



Product in use



**BLACK SUPER BOOM (STAND INCLUDED) 025BS** Not illustrated

Ø 35mm 1 section boom arm complete with Pivoting Clamp 123, counterweight G-Peso 022, Cable Clips and Cine Stand 008 with casters.

Weight: 4.1kg, boom only.

Remote control of lighting movement: 270cm long.

Minimum extension from stand attachment: 24cm.

Maximum extension from stand attachment: 100cm.

Load: 5kg at maximum extension with 7kg of counterweight.

-  21kg
-  5kg
-  Type 25 + Rapidapter Art. 014-38
-  28mm stand attachment



Product in use



### BLACK LIGHT BOOM (STAND NOT INCLUDED) 024B

Boom attaches to the shaft of most lightstands with diameters of 19, 20, 25, 28mm.  
 Ø: 25mm 3 section boom arm complete with Pivoting Clamp 124, counterweight G-Peso 023, cable clips and locking key.  
 Weight: 1.4kg, boom only.  
 Dismantled length: 71cm.  
 Assembled length: 200cm.  
 Minimum extension from stand attachment: 120cm.  
 Maximum extension from stand attachment: 210cm.  
 Load: 3kg at maximum extension with 4.5kg of counterweight.



1.4kg



3kg



Type 25 + Spigot Art. 013



### SUPER BOOM WITH COLUMN STAND 025TM

Ø 35mm. 1 section boom arm complete with Pivoting Clamp 123, counterweight G-Peso 022, Cable Clips and Column Stand with casters.  
 Weight: 4.1kg, boom only.  
 Remote control of lighting movement: 140cm long.  
 Minimum extension from stand attachment: 10cm.  
 Maximum extension from stand attachment: 108cm.  
 Load: 5kg at maximum extension with 7kg of counterweight.



18.5kg



5kg



Type 17+ Rapidapter Art. 014-38



28mm stand attachment



### BLACK WALL BOOM (STAND NOT INCLUDED) 098B

Wall mounted boom arm. 2 sections (Ø 35, 29mm).  
 Rotation: 160° vertically and 180° horizontally.  
 Minimum extension from stand attachment: 120cm.  
 Maximum extension from stand attachment: 210cm.  
 Load: 4.5kg at maximum extension.



2.3kg



4.5kg



Type 15 + Spigot Art. 013



Product in use



Product in use



BLACK SHORT WALL BOOM  
(STAND NOT INCLUDED) **098SHB**

Not illustrated

Minimum extension from stand attachment: 78cm.  
Maximum extension from stand attachment: 12cm.



2kg



5kg



Type 25 + Spigot Art. 013



### BLACK MINI BOOM 173B

Boom shaft Ø: 20mm. Length: 109cm.



0.32kg



Type 18 and Type 19



### PIVOTING BOOM CLAMP 123

Pivoting clamp for Ø 35mm boom shaft Ø 28mm male and Ø 16mm attachment.



0.72kg



### PIVOTING BOOM CLAMP 124

Pivoting clamp for Ø: 19, 20, 25 and 28mm boom shafts (or any tubes of these diameters).



0.67kg



### G-PESO 022

Counterweight. Clamps on Ø 22mm to 35mm.



6.7kg



### MINI COUNTERWEIGHT 172

Clamps on bars from Ø 13mm to 30mm.



1,3kg

### L-PESO 023

Not illustrated



4.3kg



### EXTRA LARGE SAND BAG G300

(Sand not supplied)



35kg

Autopole System





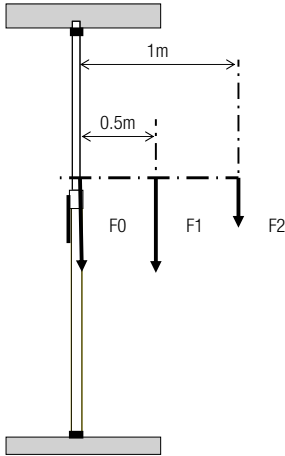
The ultimate adjustable lighting pole system can be used to create a background support, structure a lighting grid, or for hundreds of other studio and outdoor applications. Its unique single action cantilever locking system exerts the correct amount of pressure to assure a secure fit, wedging the protective rubber ends in place, ceiling to floor. The cantilever system incorporates a safety lock to prevent accidental de-tensioning or movement.



Unique cantilever single action locking system exerts pressure to securely wedge the rubber suction cup ends in place. Cantilever system incorporates safety lock. Floor to ceiling, or wall to wall fixing for strong vertical or horizontal support of lighting.

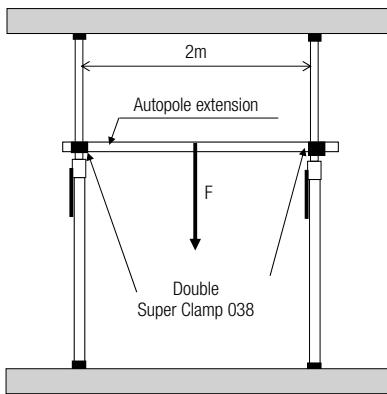
**Loading limits**

The following figures are valid for use with rigid floors and ceilings, and with the protection-cups mounted on the suction-cups.



MODELS	Load (kg)		
	F0	F1	F2
032	30	30	15
076	30	30	15
077	30	30	15
432-2.7	24	24	12
432-3.7	24	24	12

F0: maximum axial load - F1: maximum load with 0.5m arm - F2: maximum load with 1m arm



MODELS	Load (kg)
	F
032	20
076	20
077	20
432-2.7	20
432-3.7	20

**AUTOPOLE 077 B**

Extends from 100cm to 170cm. Pole Ø: 45mm and 40mm.



1.5kg

**AUTOPOLE 076 B**

Extends from 150cm to 270cm. Pole Ø: 45mm and 40mm.



1.83kg

**AUTOPOLE 032 B**

Extends from 210cm to 370cm. Pole Ø: 45mm and 40mm.




2.2kg



077

076

032



### AUTOPOLE 2 **432-2.7** **B**

Two position variable thrust. Extends from 150cm to 270cm.  
Pole Ø: 45mm and 40mm. PATENTED



2.23kg

### AUTOPOLE 2 **432-3.7** **B**

Two position variable thrust. Extends from 210cm to 370cm.  
Pole Ø: 45mm and 40mm. PATENTED



2.6kg

### MINI AUTOPOLE **332-3.7B**

Extends from 210cm to 370cm.  
Pole Ø: 35mm and 32mm.



1.38kg

432-2.7

432-3.7

332-3.7



**AUTOPOLE BASE 032BASE B**

For tubes: Ø 45mm. Legs Ø: 22mm.



86cm



126cm



1.2kg



**AUTOPOLE SPIRIT LEVEL 032SPL**

Spirit level for use on Autopole®, or on tubes of 25mm to 60mm diameter.



**AUTOPOLE PROTECTION CAPS 032PC**

Set of four protection caps for rubber feet with inner hole. Ø: 16.5mm.  
Suitable for use with all Autopoles except Midi Autopole® 332 and Mini Pole 170.

### EXTENSION TUBE 034 **B**

---

Autopole® Extension tube. Ø: 40mm. Length: 1,5m.  
Suitable for Autopole2® and Autopole®.



0.53kg

### EXTENSION TUBE 033 **B**

---

Autopole® Extension tube. Ø: 40mm. Length: 2m.  
Suitable for Autopole2® and Autopole®.



0.69kg


### MINI POLE 170 **B**

---

Spring loaded mini pole. Extends from 175cm to 330cm.  
Post Ø: 25mm and 28mm.



0.87kg



034

033

170

Clamps

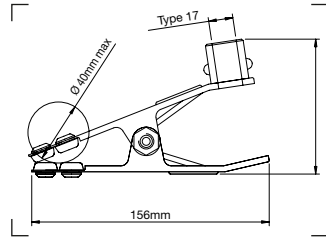




Manfrotto offers several families of clamps to position lights and accessories practically anywhere. The original and world famous Super Clamp stands out for its versatility and numerous accessories. The entire range of clamps (spring clamps, pipe clamps, nano clamps, small size clamps) ensures a solution to any problem, regardless the size of the object and the surface you are clamping to.



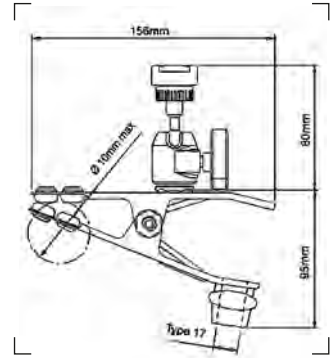
Wide choice of spring clamps and grips covers a huge range of applications. Constructed of aluminium or sheet steel, the clamps have thousands of uses, from supporting lights to clamping backgrounds to crossbars.



**SPRING CLAMP 175**

Clamps onto bars up to Ø 40mm.

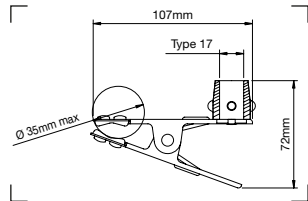
- 0.32kg
- Type 1
- Type 1



**SPRING CLAMP WITH FLASH SHOE 175F-1**

Clamps onto bars up to Ø 40mm. Supplied with a position able miniature ball head with a flash shoe attachment to allow it to clip and position a flash unit wherever it is needed.

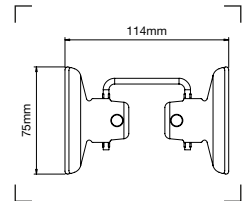
- 0.33kg
- Type 1
- Type 17
- 2kg



**MINI SPRING CLAMP 275**

Clamps onto bars up to Ø 35mm. It can be mounted also on 16mm extension arms.

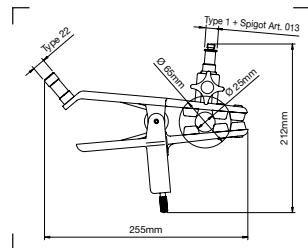
- 0.11kg
- Type 1
- Type 17



**MULTICLIP 375**

This versatile double clip can be used to hold gels in front of lights or small reflecting panels.

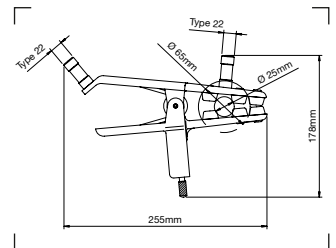

- 0.08kg



**SKY HOOK 043**

Gaffer grip with adjustable jaws. Grip from: 25mm to 65mm.

- 0.65kg
- Type 22
- Type 17 + Spigot Art. 013

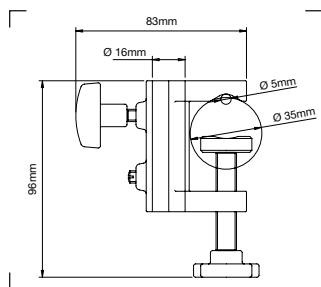


**SKY HOOK C1525**

Gaffer grip with adjustable jaws. Grip from: 25mm to 65mm.

- 0.8kg
- Type 22

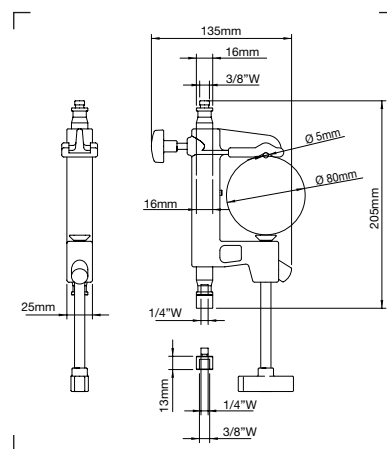
Manfrotto Pipe Clamps are made from aluminium alloy or rugged gravity cast aluminium for extra strength. Clamping range encompasses pipes from 28mm to 78mm diameter. All standard luminaire attachments available, from 16/28mm bushing to 16mm pins and 1/4" - 3/8" - M10 and M12 male thread.



**MINI CLAMP 171**

Clamps on bars up to Ø 35mm.

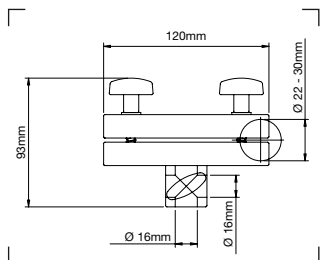
- 0.16kg
- 16mm



**QUICK RELEASE CLAMP 649**

Different from the other versions that are used mainly on round pipes, this version will also work on square and rectangular tubes. Extremely light, with a good "coupling range", this version also offers an incredible number of attachment sizes. Ideal for photographic applications and dedicated accessories. Pipe size 5-80mm. PATENTED

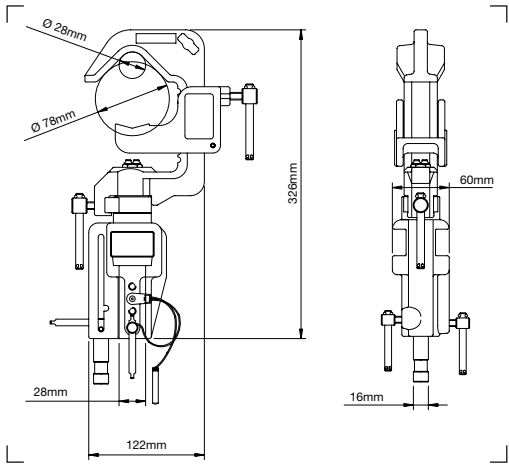

- 0.57kg
- 16mm
- 7kg



**PANEL CLAMP 271**

Clamps onto round and square tubes from Ø 22mm to 30mm. Ideal for supporting reflector panels or hanging objects from pipes.

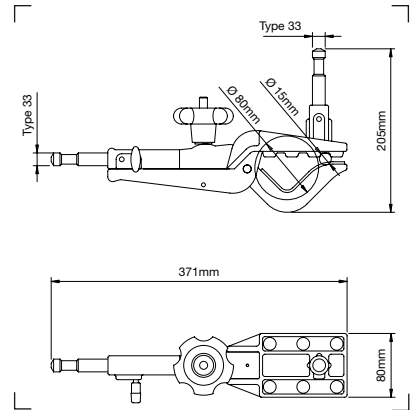

- 0.29kg
- 16mm



**SWIVELLING "C" CLAMP C150**

Works on diameters from 28mm to 78mm.  
 \* 10kg on 16mm attachment. 75kg on 28mm attachment.

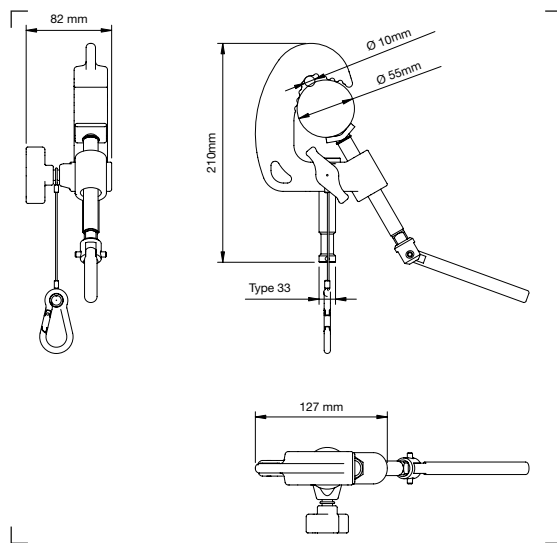
-  1.6kg
-  10/75kg\*
-  28 mm
- 



**PELICAN GAFFER GRIP C500**

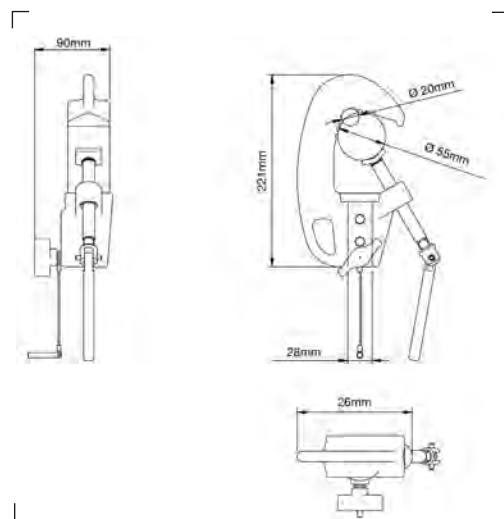
Works on diameters from 15mm to 80mm.

-  1.4kg
-  10kg
-  Type 2
-  Type 33
- 



**BABY PIPE CLAMP WITH 16MM STUD C210**

Works on diameters from 10mm to 55mm.



**JUNIOR PIPE CLAMP WITH 28MM SOCKET C100**

Works on diameters from 20mm to 55mm.



Manfrotto Super Clamp is the most versatile single piece of light grip gear. Frictionlined screw-operated jaws grip everything from 13mm to 55mm. Hexagonal socket with unique secondary safety lock system holds items in place even if the screw lock comes undone. Supplied with a wedge to square off the jaws for mounting to flat surfaces. This masterpiece of practicality and solidity is the most widely copied clamp in the world! Manfrotto Nano Clamp and Pico Clamp are the natural extension of the range; small but robust, they represent the ideal solution to grip loads to bars with diameter down to 8mm.



### SUPER CLAMP 035

Ideal clamp for photographic application. Ergonomic lever to securely lock clamping position.



0.41kg



15kg



9.8kg



### SUPER CLAMP IN THE BOX 035FTC

Set of 24 pieces Super Clamps 035FTC (**F**uck **T**he **C**opies) in a box for a special price. Order information: only available in multiples of 24 pieces!



### DOUBLE SUPER CLAMP 038



0.83kg

Set of two Super Clamps fastened together at fixed right angle to provide extra strength support for tubes or bars.



### PICO CLAMP MC1990A

Manfrotto "Pico Clamp" is an extra-small clamp with versatile use. It offers the possibility to safely attach the equipment to very thin bars, having a diameter from 8 to 15 mm.



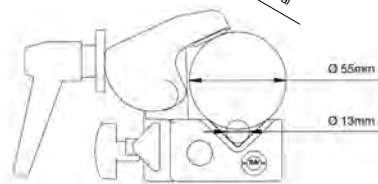
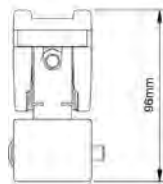
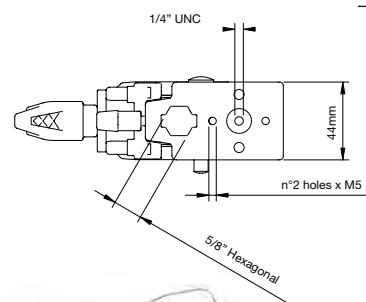
0.07kg



2kg



1/4" - 3/8" attachment type



### QUICK ACTION SUPER CLAMP 635

The rapid action locking jaw has also been applied to the most well known clamp in the world, the original Super Clamp. These modifications allow us to keep its extreme versatility adding unrivaled speed in locking and unlocking. Supplied with wedge to allow the clamp to fit on flat surface.



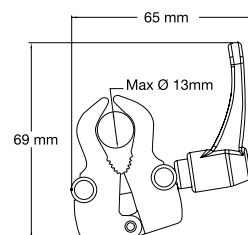
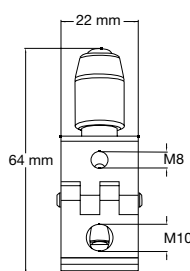
0.47kg



15kg

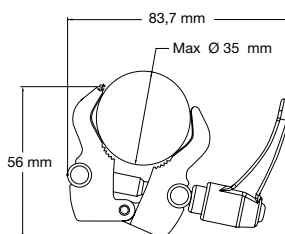


16mm hexagonal + M5 & 1/4" threads



### NANO CLAMP 386B-1

Its the new Manfrotto small size clamp. Its reduced size is the most important plus: the Nano Clamp is 4kg of payload in 110 grams of weight and the right size for any pocket.







### SPIGOT ADAPTER **013**

Universal 16mm spigot with double male thread 1/4" and 3/8".



0.07kg



### LIGHTING STUD 3/8" **036-38**

Plugs into Super Clamp 035 for lighting fixtures or connecting 2 Super Clamps 035 allowing them to rotate. 16mm stud with 3/8" male threads.



0.07kg



### JOINING STUD **061**

Connects 2 Super Clamp 035 with 6 step fixed rotation.



0.025kg



### ROUNDED 16MM LIGHTING STUD M10 **264**

Rounded stud for stirrup's fixture for a rapid onnection to a Super Clamp.



0.072kg



### EXTENSION BAR **133B**

Used to fix 2 Super Clamps 035 at a distance of 15cm from each other. Length 16.5cm.



0.1kg



### SHORT 16MM SPIGOT WITH 1/4"+ 3/8" SCREW **118**

Universal short 16mm spigot with double male thread 1/4" and 3/8".



0.04kg



### LIGHTING STUD 1/4" **036-14**

Same as 036-38 with 1/4" male threads.



0.07kg



### JOINING STUD RA **061RA**

Connects 2 Super Clamps 035 at right angles or 45° steps.



0.025kg



### HEXAGONAL 16MM LIGHTING STUD M10 **174**

Hexagonal Lighting stud for stirrup's fixture for a rapid connection to a Super Clamp.



0.062kg



### LIGHTING STUD MR **036MR**

Plugs into Super Clamp 035 for lighting fixtures, Grip Heads or connect 2 Super Clamps 035 with 360° rotating capability.



0.048kg



### ADAPTER SPIGOT 1/4"+ 3/8" FEMALE THREADS **119**

Universal short 16mm spigot with double female thread 1/4" and 3/8".



0.032kg



### CAMERA STUD **037**

Plugs into Super Clamp 035 socket. To mount cameras, directly or with a camera head. 3/8" and 1/4" threads.



0.04kg



### DOUBLE FEMALE THREAD STUD **066**

Plugs into Super Clamp 035 to provide either a 3/8" or 1/4" female thread fixing.



0.025kg



### STUD FOR STIRRUP **066BT**

16mm stud with female thread M10. It has been specifically designed to mount it on a stirrup's fixture and easily connect it to a Super Clamp. Designed to be tightly lock with a wrench.




0.048kg





035 + 237HD + 143BKT



035 + 237 + 196AC



035 + 042



035 X 2 + 061RA



AUTOPOLE® SYSTEM



### SHORT SPIGOT ADAPTER 1/4\"-3/8\" **147**

---

Short spigot adapter 1/4\" - 3/8\".



0.05kg



### SHORT SPIGOT ADAPTER 3/8\"-3/8\" **125**

---

Short spigot adapter 3/8\" - 3/8\".



0.05kg



### MINI \"U\" HOOKS **176**

---

Set of two Mini \"U\" Hooks.



0.1kg



### \"U\" HOOKS **039**

---

Set of two cross bar holders. Width: 40mm



0.16kg



### \"L\" BRACKETS **041**

---

Set of two brackets to use in combination with Super Clamp 035 to support shelves, etc. 17cm long x 4cm deep.



0.29kg



### EXTENSION ARM **042**

Plugs into Super Clamp 035 socket. Length: 19.5cm.



0.21kg



8kg



Type 1  
+ Spigot Art. 013



### MINI EXTENSION ARM **203**

Fits into Mini Clamp 171 socket. Length: 12cm.



0.15kg



5kg



12.5mm hole




### SUPER CLAMP WEDGES **035WDG**

To allow the Super Clamp 035 to fit on plane surfaces. Set of four.



1.4kg



### ADDITIONAL SOCKET **335AS**

Provides an additional 16mm socket to Super Clamp 035.



0.14kg



### SAFETY CABLE **C155**

Diameter 4mm. Length 100cm.

### SAFETY CABLE **C155-01**

Not illustrated

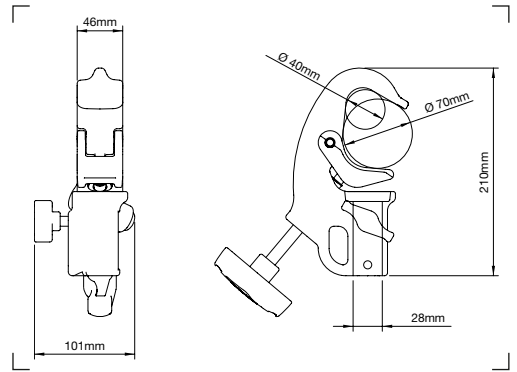
Diameter 3.5mm. Length 70cm.

### SAFETY CABLE **C155-02**

Not illustrated

Diameter 5mm. Length 70cm.

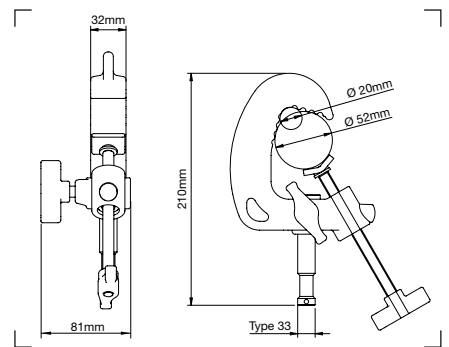
The mechanical concept on which we based this new range of clamps allows an incredible speed in locking and unlocking the clamp's jaws. Fastening the clamp to a pipe or any other support is quick and simple allowing you to position your lighting equipment securely.



**28MM BUSHING QUICK ACTION JUNIOR CLAMP C337**

Made in gravity cast aluminium, this clamp is ideal to hang all types of luminaries in TV studios and theaters. Its incredible "coupling range" sets almost no limitations to its capability to clamp to almost all the industry standard pipe diameters. To meet all safety requirements, we have designed a dedicated slot for flexible steel safety cables. Supplied with T-top padded handle to improve grip. Pipe size 40-70mm. PAT. PENDING.

-  1.27kg
-  100kg
-  28mm



**16MM PIN QUICK ACTION BABY CLAMP C338**

Very slim and lightweight, this version has been designed for small luminaries, virtually unlimited in application. To meet all safety requirements, we have designed a dedicated slot for flexible steel safety cables. Pipe size 20-52mm. PAT. PENDING.

-  0.76kg
-  50kg
-  Type 33



A convenient method of suspending luminaires from above for unobstructed floor areas. Telescopic hangers are renowned for their strength and versatility.

Available with either a stirrup or universal head, all hangers come with a safety pin to prevent the riser from slipping.

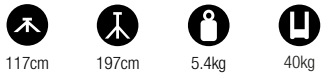
### TELESCOPIC HANGER WITH UNIVERSAL HEAD **C825**

Max load with 16mm spigot 10kg. Max load with 28mm socket 40kg.



### TELESCOPIC HANGER WITH STIRRUP **C820**

Luminaire attachment - Stirrup Ø 40mm.



### TELESCOPIC HANGER WITH UNIVERSAL HEAD **C888UH**

Max load with 16mm spigot 10kg. Max load with 28mm socket 40kg.



### LONG TELESCOPIC HANGER WITH UNIVERSAL HEAD **C827**

Not illustrated

Max load with 16mm spigot 10kg. Max load with 28mm socket 40kg.



### PUMP CUP WITH 16MM SOCKET **241S**

A suction cup with a fixed 16mm socket incorporating a safety pin for added security.



**C825**  
Safety Pin

**C820**  
Safety Pin

**C888UH**

### LONG TELESCOPIC HANGER WITH STIRRUP **C822**

Not illustrated

Luminaire attachment - Stirrup Ø 40mm.



### PUMP CUP WITH 16MM SWIVEL SOCKET **241**

Suction cup for small fixtures and lightweight equipment. Ø: 150mm. 16mm bushing with safety pin.



Arms




Used in conjunction with stands or clamps, the range of Manfrotto arms, multi positioning arms and attachments enable accurate positioning of lighting and effects. The Magic Arm and the Variable Friction Arm are outstanding, using a single convenient and fast action locking lever or knob to lock or partially lock the two arms and the two swivel studs. Among the most remarkable products in this range are the double articulated arms, enabling quick positioning thanks to their quick lock knobs.

Wherever you need to position your camera, light or accessory, we have an arm to fit the task. Can be combined with clamps, mounting plates and connectors and used in conjunction with virtually any product in the Manfrotto range.

Wherever you need to position your camera, light or accessory, we have an arm, a bracket or a bar to fit the task. Can be combined with clamps, mounting plates and connectors and use in conjunction with virtually any product in the Manfrotto range.



MODEL	PRODUCTS	CODE	MAX LOAD AT FULL EXTENSIONS							
			≤ 0,5 kg	≤ 1 kg	≤ 1,5 kg	≤ 3 Kg	≤ 4,5 Kg	≤ 5 Kg		
Flexible Arm		Flex Arm	237	√ (≤0,3Kg)						
		Heavy Duty Flex Arm	237HD	√						
Mini & Micro Arm		Mini Friciton Arm	244MINI				√			
		Micro Friciton Arm	244MICRO				√			
		Micro Friction Arm With Anti Rotation	244MICRO-AR				√			
		Micro Friction Arm With Nano Clamp	244MICROKIT				√			
Magic Arm		Magic Arm	143N				√			
		Magic Arm Kit	143				√			
		Magic Arm with Camera Bracket	143A				√			
		Variable Friction Arm	244N				√			
		Variable Friction Arm with Camera Bracket	244				√			
Single Articulated Arm		Single Articulated Arm Top Attachment, 16mm spigot with 3/8" light attachment	196AB-2			√				
		Single Articulated Arm Top Attachment, 16mm spigot with 3/8" light attachment	196AB-3		√					
		Single Articulated Arm Top attachment, camera bracket with 16mm spigot and camera attachemen	196B-2			√				
		Single Articulated Arm Top attachment, camera bracket with 16mm spigot and camera attachment	196B-3		√					
Double Articulated Arm		Double Articulated Arm Top Attachment, 16mm spigot with 3/8" light attachment	396AB-2							√
		Double Articulated Arm Top Attachment, 16mm spigot with 3/8" light attachment	396AB-3					√		
		Double Articulated Arm Top attachment, camera bracket with 16mm spigot and camera attachment	396B-2							√
		Double Articulated Arm Top attachment, camera bracket with 16mm spigot and camera attachment	396B-3					√		

MAX LENGHT	ATTACHMENT 1	ATTACHMENT 2	ACCESSORIES
cm			
55,0	3/8" female thread with Exagon 16 mm	Spigot 5/8" (16 mm) with 1/4" male	
55,0	3/8" female thread with Exagon 16 mm	Spigot 5/8" (16 mm) with 1/4" male	
24,0	1/4" male thread	1/4" male thread + 3/8" male thread	
15,0	1/4" male thread	1/4" male thread + 3/8" male thread	
15,0	3/8" male thread Anti Rotation	3/8" male thread Anti Anti Rotation + 3/8" attach	
15,0	3/8" male thread Anti Rotation	1/4" male thread + Nano Clamp	
53,0	Spigot 5/8" (16 mm) with 1/4" female thread	Spigot 5/8" (16 mm) with 3/8" female thread	
53,0	Spigot 5/8" (16 mm) with 1/4" female thread	Spigot 5/8" (16 mm) with 3/8" female thread + camera Bracket 143BKT	53 "Camera/Umbrella bracket 143BKT, Super Clamp 035, Backlite Base 003"
53,0	Spigot 5/8" (16 mm) with 1/4" female thread	Spigot 5/8" (16 mm) with 3/8" female thread	Camera/Umbrella bracket 143BKT
53,0	Spigot 5/8" (16 mm) with 1/4" female thread	Spigot 5/8" (16 mm) with 3/8" female thread	
53,0	Spigot 5/8" (16 mm) with 1/4" female thread	Spigot 5/8" (16 mm) with 3/8" female thread	Camera/Umbrella bracket 143BKT
60,5	Spigot 5/8" (16 mm) with 1/4" female thread	Spigot 5/8" (16 mm) with 3/8" female thread	
85,0	Spigot 5/8" (16 mm) with 1/4" female thread	Spigot 5/8" (16 mm) with 3/8" female thread	
60,5	Spigot 5/8" (16 mm) with 1/4" female thread	Spigot 5/8" (16 mm) with 3/8" female thread	Camera/Umbrella bracket 143BKT
85,0	Spigot 5/8" (16 mm) with 1/4" female thread	Spigot 5/8" (16 mm) with 3/8" female thread	Camera/Umbrella bracket 143BKT
62,5	Spigot 5/8" (16 mm) with 3/8" female thread	Spigot 5/8" (16 mm) with Exagon 16mm	
86,0	Spigot 5/8" (16 mm) with 3/8" female thread	Spigot 5/8" (16 mm) with Exagon 16mm	
62,5	Spigot 5/8" (16 mm) with 3/8" female thread	Spigot 5/8" (16 mm) with Exagon 16mm	Camera/Umbrella bracket 143BKT
86,0	Spigot 5/8" (16 mm) with 3/8" female thread	Spigot 5/8" (16 mm) with Exagon 16mm	Camera/Umbrella bracket 143BKT



**MAGIC ARM 143N**

Articulated arm, without accessories, with centre level to lock all 3 movements. Length: 53cm.



1.07kg



16mm with 1/4" female attachment



3kg



16mm with 3/8" female attachment



**MAGIC ARM WITH CAMERA BRACKET 143A**

Magic Arm with camera bracket only.



1.07kg



16mm with 1/4" female attachment



3kg



16mm with 3/8" female attachment + Camera Bracket Art. 143BKT



**MAGIC ARM KIT 143**

Articulated arm with centre lever to lock all 3 movements. Length: 53cm. Supplied with: Camera/Umbrella Bracket 143BKT, Super Clamp 035, Backlite Base 003.



2.55kg



16mm with 1/4" female attachment



3kg



16mm with 3/8" female attachment + Camera Bracket Art. 143BKT





**VARIABLE FRICTION ARM WITH CAMERA BRACKET 244**

Features as 143A, but a large locking knob takes the place of the cam-lever. Variable friction and locking of arm obtained by adjusting knob. Comes complete with Camera/Umbrella Bracket 143BKT only.



1.09kg



16mm with 1/4" female attachment



3kg



16mm with 3/8" female attachment + Camera Bracket Art.143BKT



**VARIABLE FRICTION ARM 244N**

Friction Arm with variable friction and locking of arm obtained by adjusting knob.



1.09kg



16mm with 1/4" female attachment



3kg



16mm with 3/8" female attachment



**CAMERA/UMBRELLA BRACKET 143BKT**

Camera bracket only.



**MINI FRICION ARM 244MINI**

24cm friction arm with interchangeable 1/4" attachments and additional 3/8" adapter included.



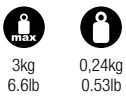
**MICRO FRICION ARM 244MICRO**

15cm friction arm with interchangeable 1/4" attachments and additional 3/8" adapter included.



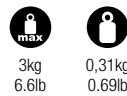
**MICRO FRICION ARM WITH ANTI ROTATION 244MICRO-AR**

15cm friction arm with interchangeable 3/8" Anti-rotation attachments and additional 3/8" adapter included. The Anti-rotation system is compatible with Manfrotto products: Digital Director and 386B-1 Nano Clamp.



**MICRO FRICION ARM WITH NANO CLAMP 244MICROKIT**

15cm friction arm with interchangeable 3/8" Anti-rotation attachment and 1/4" attachment and Nano Clamp included. The Anti-rotation system is compatible with Manfrotto products: Digital Director and 386B-1 Nano Clamp.



**5/8" ADAPTERS 244ADPT58**

Two 5/8" adapters accessories compatible with the following friction arms: 244Mini, 244Micro, 244Micro-AR, 244MicroKit.



**3/8" ANTI-ROTATION ADAPTER 244ADPT38AR**

Anti-rotation adapter accessory compatible with the following friction arms: 244Mini, 244Micro, 244Micro-AR, 244MicroKit. The Anti-rotation system is compatible with Manfrotto products: Digital Director and 386B-1 Nano Clamp.



**3/8" AND 1/4" ADAPTERS 244ADPT3814**

3/8" and 1/4" adapters accessories compatible with the following friction arms: 244Mini, 244Micro, 244Micro-AR, 244MicroKit.



**HOT-SHOE ADAPTER 244ADPT-HS**

Hot-shoe adapter accessory compatible with the following friction arms: 244Mini, 244Micro, 244Micro-AR, 244MicroKit.



### FLEX ARM 237

Flexible arm, Ø 13mm, 55cm long with hexagon stud to fit Super Clamp 035 with 3/8" female thread and 16mm stud with 1/4" male thread type 18.



0.3kg



Type 18



0.3kg



16mm



### HEAVY DUTY FLEX ARM 237HD

Same as 237, but Ø 18mm.



0.3kg



Type 18



0.5kg



16mm



### DADO MSY0590A

We are introducing Dado, a revolutionary junction that allows a number of attachments to be compatible with our entire range of Manfrotto Lighting clamps and stands. Dado is simple to use, and features an innovative design. Dado comes in two kits: one with 3 tubes, 3 threaded pins and 1 sphere and another one with 6 tubes, 6 threaded pins and 1 sphere.

- 18 threadings (3/8") on the main sphere
- 3 threaded pins (3/8")
- 3 threaded tubes with:
- 3/8" female and 5/8" male attachments
- Weight: 0.23kg



### DADO KIT MSY0580A

- 18 threadings (3/8") on the main sphere
- 6 threaded pins (3/8")
- 6 threaded tubes with:
- 3/8" female and 5/8" male attachments
- Weight: 0.37kg

Manfrotto broadens its family of articulated arms, providing end users with a versatile and robust range of products with excellent performance.


The new articulated arms have been designed to be compact and lightweight yet offer high loads capacity and optimum arm length in order to guarantee extreme ease of use, practicality and positioning flexibility with improved safety and reliability.



SINGLE ARTICULATED ARMS: 2 & 3 SECTIONS

A more versatile version with telescopic features that make this product even more compact than before. Two available versions – at two and three sections- in order to ensure broad range of length, from 605 to 850mm.

Code	Sections	Top attachment	Bottom attachment	Max length	Max load at full extension	Weight
196AB-2	2	16mm spigot with 3/8" light attachment	16mm spigot (compatible with Super Clamp) with 1/4" thread	605mm	1.5kg	0.4kg
196AB-3	3	16mm spigot with 3/8" light attachment	16mm spigot (compatible with Super Clamp) with 1/4" thread	850mm	1kg	0.5kg
196B-2	2	camera bracket with 16mm spigot and camera attachment	16mm spigot (compatible with Super Clamp) with 1/4" thread	605mm	1.5kg	0.53kg
196B-3	3	camera bracket with 16mm spigot and camera attachment	16mm spigot (compatible with Super Clamp) with 1/4" thread	850mm	1kg	0.63kg





Sliding extensions allow for flexible positioning. Easy to use, even in reduced spaces.

Just turn knob to click-stop and arm position is immediately locked.



Double-anchored spigot with hexagonal (for Super Camp attachment) & universal (for maximum compatibility) sections. Gives extra strength and anti-rotation rigidity.



### DOUBLE ARTICULATED ARMS: 2 & 3 SECTIONS

Excellent performance: robustness, lightness and versatility... these are the features of the new double articulated arm range. The 396 family has been developed to provide greater robustness than the 196 range and to support heavier loads (up to 5kg), though keeping versatility thanks to its extendable sliding arm system (extends up to 860mm), further enhanced by its quick lock system.

The new bottom attachment adds to the strength and versatility of the 396, with a spigot that combines both a hexagonal part (for anti-rotation fixing to the Super Clamp system) and a universal adapter section (for fitting to a wide range of stands, clamps and accessories).

Code	Sections	Top attachment	Bottom attachment	Max length	Max load at full extensions	Weight
396AB-2	2	16mm spigot with 3/8" light attachment	Double-anchored 16mm hexagonal/universal spigot	625mm	5kg	0.5kg
396AB-3	3	16mm spigot with 3/8" light attachment	Double-anchored 16mm hexagonal/universal spigot	860mm	4.5kg	0.79kg
396B-2	2	camera bracket with 16mm spigot and camera attachment	Double-anchored 16mm hexagonal/universal spigot	625mm	5kg	0.64kg
396B-3	3	camera bracket with 16mm spigot and camera attachment	Double-anchored 16mm hexagonal/universal spigot	860mm	4.5kg	0.9kg



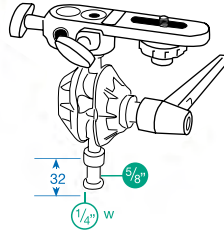
Tilt Heads





The Manfrotto Tilt-Heads are a versatile aluminum bracket that will fit on almost any light stand. The perfect tools to tilt and swivel flash heads, LED lights, and cameras. Made of aluminum and manufactured according to the highest quality standard, Manfrotto tilt heads are extremely reliable and safely hold any photographic equipment.





TILT-TOP HEAD **155**

Twin swivelling 16mm spigots and single lever lock. Supplied with: Camera/Umbrella Bracket 143BKT.  
Height: 14.5cm.



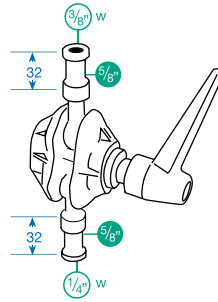
0.5kg



16mm



16mm + Camera Bracket Art. 143BKT



TILT-TOP HEAD **155BKL**

Tilt-top head alone, available separately without Camera/Umbrella Bracket.



0.4kg



16mm



16mm



### SNAP TILT HEAD **MLH1HS**

Flashguns never drop along the stand, thanks to a spring system. Quick to set-up, thanks to the locking ring and safety lever. Hole for umbrella.



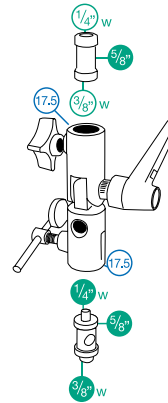
0.5kg



16mm



16mm + Camera Bracket Art. 143BKT



### SWIVELLING ADAPTER **026**

Baby female multi-adapter, free to rotate.



17.5mm




17.5mm

Still Life



Indispensable for all professional still life photographers, Manfrotto Still Life tables are made with lightweight aluminium tubing, dedicated clamps and translucent white Perspex covers for back- or front-lighting of your subject. Their design allows continuous adjustment of the curved backdrop at different angles, making them ideal for product photography. Full modularity makes the table easy to assemble and disassemble. The Manfrotto Still Life line is complete with the well-known Multiclamp system. This extremely flexible and modular system allows you to design and create all sorts of supports that can be easily set up, dismantled and reused for completely different applications. Several accessories will allow you to deal with specific problems.



Multi-purpose shooting tables.

Model 220 is fully compatible with the Multiclamp range giving you the possibility to modify and adapt its features to your needs.

Easily assembled/disassembled aluminium structure.



**STILL LIFE TABLE 220 B**

Still Life Table with white, translucent perspex cover for back or front lighting.  
 Size of panel: 200x122cm.  
 Distance from floor to flat surface: 83cm.  
 Height with back on vertical position: 193cm.  
 Adjustable tilting back.



18.6kg



15kg

**STILL LIFE TABLE WITHOUT COVER 220PSL B**

Not illustrated

Same as 220, without perspex cover.

**PERSPEX COVER FOR STILL LIFE TABLE 220PX**

Not illustrated

White, translucent perspex cover for back or front lighting.  
 Size of panel: 200x122cm.



Quick-change spring clips hold the table cover to the frame.



Adjustable tilting back.



Easy tool-free assembly.





**MINI STILL LIFE TABLE 320 B**

Smaller version of Still Life Table model 220. Size of panel: 150x78cm.  
 Distance from floor to flat surface: 70cm.  
 Height with back in vertical position: 157cm.  
 Adjustable tilting back and adjustable front legs.



**MINI STILL LIFE TABLE WITHOUT COVER 320PSL B**

Not illustrated

Same as 320, without perspex cover.

**PERSPEX COVER FOR MINI STILL LIFE TABLE 320PX**

Not illustrated

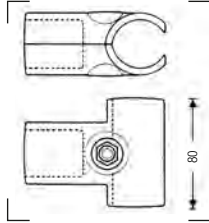
White, translucent perspex cover for back or front lighting.  
 Size of panel: 150x78cm.



Adjustable tilting back.

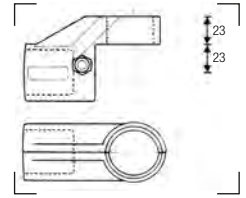


Easy tool-free assembly.



**"T" CLAMP MT004**

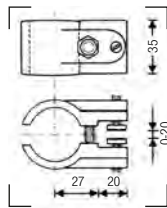

Used like MT001, when a stronger connection is required.



**RIGHT ANGLE CLAMP MT005**

**DISCONTINUED**

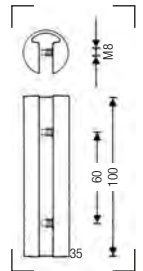
Used to connect a third or fourth crossing tube on the same axis.



**PANEL CLAMP MT013**

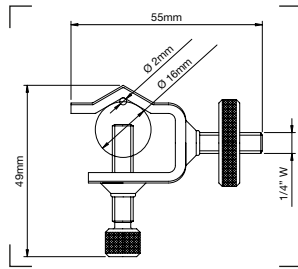
**DISCONTINUED**

Used to clamp large panels.



**TUBE CONNECTOR MT020**

Used to connect two tubes end to end.

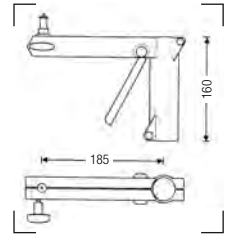


**MICRO CLAMP 196AC**

Grips items from 2mm to 16mm thick.



0.06kg



**SLIDING SUPPORT ARM 231ARM**

Quick release arm, used to mount standard 16mm light fixtures, attachments 16mm female and Spigot 013 (16mm male and 1/4" - 3/8" screws).



**WHEEL SET 104**

Wheel set Ø: 75mm with brakes and M10 attachment. Set of three.



**WHEEL SET 104G**

Ø: 100mm without brakes, with M10 attachment. Set of three.

## Background Support Systems




Our extremely modular background support system is reliable, simple to use and flexible enough to match most of your support needs for paper, drapable, hand-painted or canvas backgrounds, in the studio or on location. For core mounted backgrounds the system used is based on the Expan chain operated drive developed by Manfrotto.

The Expan can be mounted on dedicated hooks which vary in shape and design depending on the number of backgrounds to be used.

If, as usually happens with canvas backgrounds, there is no central core around which to wrap the background material, Manfrotto provides a three section telescopic pole that can be attached on top of a set of two stands, making it ideal for location assignments.

The Manfrotto background support system is based on the Expan, a fast and efficient background drive set. Insert the EXPAN into the background roll, block and use the chain to roll the paper up and down as you wish. A system of hooks is available in pairs and can support 1, 3 or 6 backgrounds when used in conjunction with the Expan. B/P Hooks can be attached to Autopole by using the Super Clamp 035 or screwed directly onto a wall or ceiling.



**EXPAN WITH METAL CHAIN 046MC**

Background paper drive set for one roll. Including metal chain. Expands from: Ø 46mm to 78mm.

 1.2kg

 10kg



**EXPAN ATTACHMENT 081**

Another quick solution to hang your expan up to a baby stand.

 0.204kg

 Type 1



**B/P SINGLE HOOKS 059WM**

Wall fixing background paper holder set for one Expan 046. Complete with screw set.

 0.54kg



**B/P SINGLE HOOKS 059**

Set of two wall fixing background paper holders for one Expan 046. Plugs into Super Clamp 035 socket.

 0.42kg





**B/P CLAMPS 044**

Same as 045 but ready for use on Autopoles®, including two Super Clamp 035.



2.85kg



**B/P TRIPLE HOOKS 045**

Set of two background paper holders for three Expan 046.  
Can be fixed to a wall with supplied studs and screws, or to Super Clamp 035 by means of supplied screw set.



2.05kg



**B/P HOOKS 045-6**

Set of two brackets for six Expan 046 sets.  
To be fixed to a wall with supplied screws.



4.4kg



**CHAIN WEIGHT 094**

Provides weight to keep Expan chain tight.



0,3kg



**EXPAN RED METALLIC CHAIN 091MCR**

Red Metal chain for Expan system, total length 3,5m



0,6kg



**B/P COUNTERWEIGHT 062-2**

Counterweight for background paper in 2 sections.  
Length: 275cm.



0.85kg



**ALU-CORE 047-2**

Aluminium core in 2 sections Ø: 50mm for uncored back round paper.  
Has adhesive tape for sticking on paper. Length: 275cm.



1.28kg

**ALU-CORE 047-3**

Not illustrated

Same as 047-2 but longer. Length: 366cm.



1.28kg



### SET STANDS KIT **1314B**

Designed to support rolls or sheets of background paper or any other ground material.

The kit comprises of:

- 1 x 3 Section Telescopic Pole Art. 272B,
- 2 x Baby Stand,
- 2 x Mini Spring Clamp Art. 275 and Transport Kit Bag.

\* distributed on background roll



4.2kg



10kg\*

### TELESCOPIC POLE **272B**

Not illustrated

3 section telescopic background pole on it's own.

Minimum extension: 112cm.

Maximum extension: 298cm.

Weight: 0.85kg.

Attachment: type 25.

# Sky Track System







Ideal for all photo and video studios where the floor needs to be kept totally clear of power cables and lighting stands, the Sky Track System permits rapid manoeuvre and setting of suspended large lights or lights with awkwardly sized accessories like soft boxes.

It solves positioning problems even on complex sets or in studios of the most unusual dimensions, and offers considerable advantages and ease of use compared to traditional floor stands.

Manfrotto Sky Track System has a broad range of accessories to adapt your space to the ideal studio and to provide perfect compatibility with all types of lights, whether photographic, video or film.

The Sky Track System is a comprehensive range of lighting suspension for all situations from small studios to the largest ones. Manfrotto line includes the versatile ceiling mounted, rails, manual and motorised pantographs and a wide range of brackets and support.



**BLACK ANODISED 3M RAIL FF6003B**

These rails are made in section of black anodised aluminium in standard lengths as listed. For fixed rails, longer sizes are obtainable by fitting two or more rails together. Sliding rails cannot be joined. To connect two fixed rails use code FF3208. You must always support the junction of two rails with a ceiling attachment placed on the junction itself. Moving rails longer than 3m must be supported with more than two fixed rails. The maximum distance (B) between any of these fixed rails is 2m (see drawing).

**ANCHORAGE POINT**

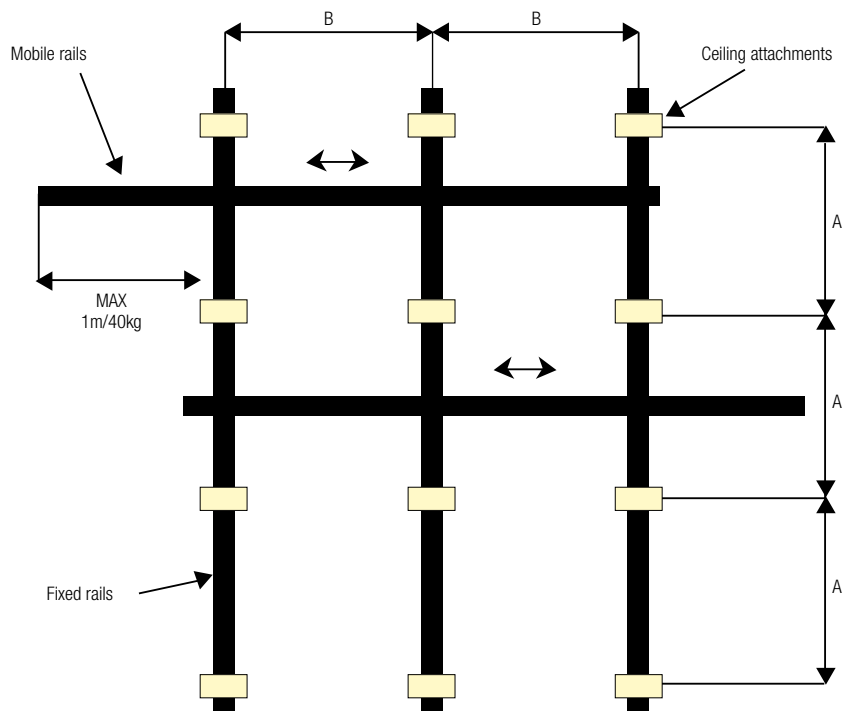
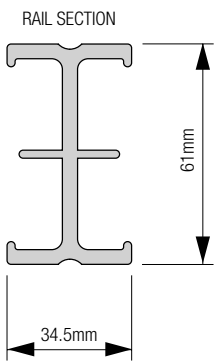

The spacing of the rail support brackets depends on the load anticipated on the rail itself, but should generally be in accordance with the table below, "A" indicates the distance between two anchorage points. However we advise that fixing brackets should not be spaced more than 2m apart.

**BLACK ANODISED 4M RAIL FF6004B**

Not illustrated

**BLACK ANODISED 5M RAIL FF6005B**

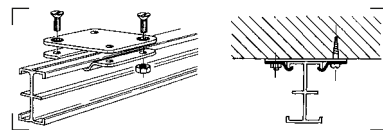
Not illustrated



Rail working Max load chart

A (mm)	Weight (kg)
1000	200
1500	100
2000	50

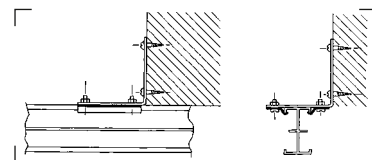





### BRACKET FOR CEILING ATTACHMENT **FF3210**

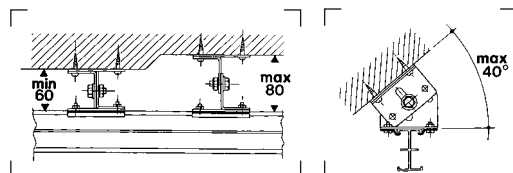
Bracket for ceiling attachment of the rail.

It is advisable to pre-assemble these brackets on the rails at ground level to ensure correct alignment before screwing to a ceiling.



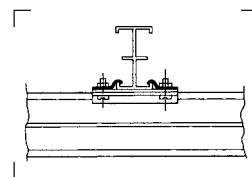
### ANGLE BRACKET ("L"-SHAPED) FOR FIXING TO BEAMS **FF3212**

Bracket for wall attachment of the rail.



### ADJUSTABLE BRACKET FOR IRREGULAR CEILINGS **FF3215**

Allows height differences in ceilings of maximum 2cm; combining two brackets you can compensate for differences of maximum 4cm.



### DOUBLE BRACKET FOR RAIL CROSSINGS **FF3211**

This is used to permanently attach two rails at a right angle or parallel.



**CEILING BRACKET WITH 50CM EXTENSION FF3218**

Used alone or in combination these brackets allow the attachment of the rails at the desired height.

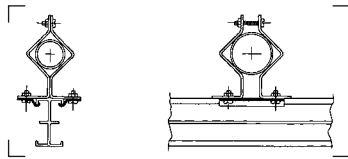

**CEILING BRACKET WITH 100CM EXTENSION FF3220**

Not illustrated



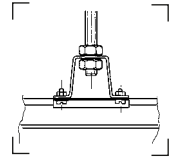
**EXTENSION BRACKET FOR VARIOUS HEIGHTS FF3215A**

Its length is adjustable from 10cm to 15.5cm. Using the clamp screw, you can obtain all intermediate sizes. Provided with a security lock, in case the regulating screw loosens, blocks the bracket at maximum extension. It's used to compensate for height differences in ceilings of 5.5cm or more, with combinations of other brackets. It's also used for obtaining intermediate sizes in combination with the extendable ceiling brackets.



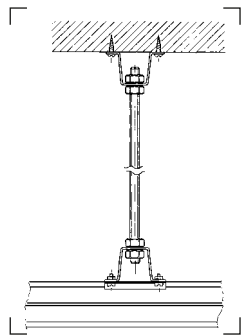
**BRACKET FOR TUBE ATTACHMENT FF3214**

This can be fastened to tubes with diameters from 35mm to 50mm inclusive. It's used to directly support the rail that can be fixed in place either longitudinally or transversely. This bracket can be used as a brace for fixed supports, as well.



**BRACKET FOR CEILING ATTACHMENT FF3214A**

Can be attached directly by screws or rods with a maximum diameter of 1/2". Before mounting the bracket it is advisable to standardize the length of both the rods and screws. Fix the bracket between a nut allowing the screw on the inside of the bracket to protrude about 1.5cm. When fixture is completed, it is then possible to regulate a perfect rail levelness by adjusting the nuts which fasten the brackets.



**RAIL MOUNTING KIT WITH M12 STUD FF3214B**

Comprised of a bracket to be attached to the ceiling with 4 screws, a 1m long M12 rod completely threaded, 4 M12 nuts, and a bracket for the rail fixture. The rod can be cut to the desired size and then attached to the bracket by way of the nuts supplied. The rod must protrude approx 1cm on the inside of the bracket. When fixture is completed, it is then possible to regulate a perfect rail levelness by adjusting the nuts which fasten the brackets.



**DISMOUNTABLE SLIDING CARRIAGE WITH 4 WHEELS AND 16MM SPIGOT FF3228**

This carriage can be inserted directly at any point on the rail by unscrewing the wheel plate. This is used when it becomes necessary to add a supplementary carriage to an already assembled RAIL SYSTEM installation. It is free-sliding and is suitable for normal loads.



SLIDING CARRIAGE WITH  
4 WHEELS AND 16MM SPIGOT **FF3230**

It is free-sliding carriage.  
It is suitable for normal weight loads up to 60kg.



SLIDING CARRIAGE WITH 4 WHEELS,  
BRAKE AND 16MM SPIGOT **FF3229**

This is provided with a brake which keeps it locked in the position where it is placed.  
It is suitable for normal loads up to 60kg.  
To release brake pull down on wire with operating pole.



DOUBLE SLIDING CARRIAGE **FF3232**

Both the upper carriage and the lower one are free-sliding.



DOUBLE SLIDING CARRIAGE  
WITH DOUBLE BRAKE **FF3235**

This is equipped with brakes on both upper and lower carriages.  
The upper brake blocks the carriage on the fixed rail,  
while the lower carriage's brake blocks the sliding of the moving rail.



DOUBLE SLIDING CARRIAGE WITH ONE BRAKE **FF3236**

This is provided with a brake on only one carriage. Normally, the carriage with brake is mounted on the fixed rail so that it is locked into place enabling the mobile rail to slide. If the carriage with brake is mounted onto the mobile rail, you obtain the opposite effect, that is, the sliding of the mobile rail gets blocked, while the carriage can freely slide on the fixed rail.



FIXED BRACKET ON RAIL WITH 16MM SPIGOT **FF3856**

The 16mm spigot allow the mounting of lights or accessories with 16mm female attachment.



**KIT OF 4 END STOPS WITH 4 CABLE CARRIAGES FF3207**

These fit to the holes on the ends of a rail to prevent carriages leaving the rail and to prevent moving rails leaving their carriages.  
 IMPORTANT: must be fitted to upper and lower holes on moving rails but only to lower holes on fixed rails.



**ALIGNING CONNECTORS FOR FIXED RAILS FF3208**

A pair of clamp plates with screws to join two fixed rails together by clamping across the junction on the upper guide, using holes provided in the rail.  
 IMPORTANT: the junction must always be supported by a rail-mounting bracket placed astride



**KIT OF 5 CABLE CARRIAGES WITH BEARING FF3226C**

These are from the end of the rail and run on ball-bearings. They are suitable for heavy cables.



**KIT OF 5 CABLE CARRIAGES FF3226**

These are inserted from the end of the rail. They do not need wheels as they slide along the rail and are suitable for normal cables.



**OPERATING POLE 427B-4.0**

4 sections, 3 risers. Ø: 28, 24, 20, 16mm.  
 Minimum extension: 160cm. Maximum extension: 400cm.  
 Closed length: 142cm.

**OPERATING POLE 427B-6.5**

Not illustrated

4 sections, 3 risers. Ø: 28, 24, 20, 16mm.  
 Minimum extension: 220cm. Maximum extension: 650cm.  
 Closed length: 200cm.



**SPIGOT ADAPTER 013**

Both sides have 16mm spigot. Used to connect two units with 16mm female attachment or to obtain 16mm spigot from a 16mm female attachment.



**16MM FEMALE ADAPTER 158**

Both sides have a 16mm attachment. Used to connect two units with 16mm spigot, or to obtain a 16mm female attachment from 16mm spigot.



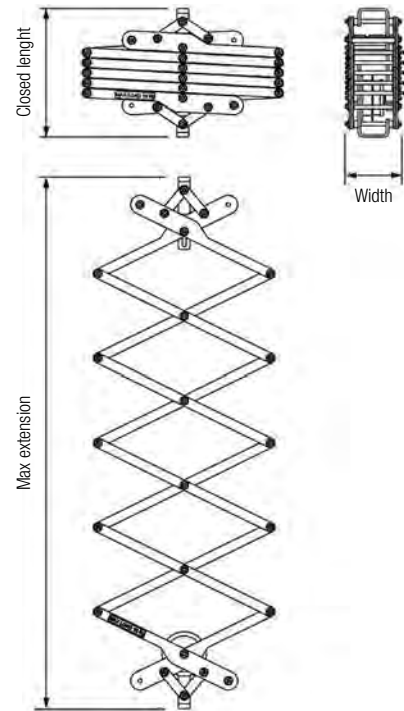
**POLE OPERATED TELESCOPIC BAR 362** DISCONTINUED

Designed to support heavy light fittings, and provide pole operated pan plus tilt.  
 Closed length: 35.5cm.  
 Maximum height: 49cm.  
 Male attachment Ø 28mm and 16mm.



**POWER SUPPLY CABLE FF3278** DISCONTINUED

15m of three-core cable (3 x 1.5 Sqmm) with special sockets for lighting fixture.



### PANTOGRAPH TOP 4C **FF3514N86**

The pantograph is made of aluminium (P-Al MgSi UNI 3569) and manufactured according to DIN 15560-46. The attachments at both ends of the pantograph are 16mm, male on the bottom and female on the top. The load is supported by a steel cable of 2mm. diameter (safety factor 12). Loads up to 12kg can be suspended using only the patented friction device, while loads up to a maximum of 18kg require the use of the optional springs. The pantograph can be regulated to keep suspended loads from 1 to 18kg perfectly balanced. By turning the colored notched ring you can adjust the pantograph's friction; this will ensure that the load remains stable when set in position, but that it will move smoothly up and down when necessary. In any case, it is always advisable to use the springs to aid raising your pantograph. When choosing the additional spring(s) for your pantograph, you will first need to know exactly which model of pantograph you have, in order that you can select the spring of the correct length. If you have one of the new compact pantographs (with grey-painted "scissors"), look at the colour of notched ring the 2m version has a red notched ring, while the 3.8m version has a blue notched ring. After having identified the length of the pantograph, choose the appropriate spring(s) by referring to the table below.

<b>Model</b>	<b>FF3514N86</b>
Lifting rope	2mm wire rope
Safety factor rope	12
Self weight	7.3kg
Max working load	18kg
Closed length	38cm
Max extension	380cm
Width	15cm





<b>Model</b>	<b>FF3512N86</b>
Lifting rope	2mm wire rope
Safety factor rope	12
Self weight	4.7kg
Max working load	18kg
Closed length	27cm
Max extension	200cm
Width	15cm

**PANTOGRAPH TOP 2C FF3512N86**

Same as FF3514N86 but shorter.



**SPRING TYPE 4 RED FF3531**

Additional Spring for pantograph top 2C.



**SPRING TYPE 4 BLUE FF3533**

Additional Spring for pantograph top 4C.

**SPRING TYPE 12 RED FF3532**

Not illustrated

Additional Spring for pantograph top 2C.

**SPRING TYPE 12 BLUE FF3534**

Not illustrated

Additional Spring for pantograph top 4C.

Spring type	Counterbalanced weight
Without spring	From 0kg to 4kg
Type 4	From 3kg to 8kg
Type 4 + Type 4	From 8kg to 14kg
Type 12	From 9kg to 16kg
Type 4 + Type 12	From 13kg to 18kg





**TELESCOPIC POST EXTENDIBLE FROM 85CM TO 203CM FF3248**

A telescopic system for the balanced suspension of loads. Adjustable in height with automatic positioning at the desired position. A female attachment with safety plug and locking lever is fitted at each end. The safety plug has a latch with push-button release. To adjust the balance of the load, rotate the handle clockwise or counterclockwise. It sustains loads from 1.5kg up to 12kg max.

**SMALL TELESCOPIC POST EXTENDIBLE FROM 60CM TO 128CM FF3249**

Not illustrated

Same as FF3248, extendable from 60cm to 128cm.



**EXTENSION TUBE 50CM LONG FF3240**

These are fixed extenders which have a female 16mm attachment at each end. You fix them directly on the spigot of single carriages or to the fixed support FF3222.

**EXTENSION TUBE 100CM LONG FF3242**

Not illustrated

Same as FF3240, 100cm long.



**SAFETY STEEL CABLE FF3276**

Complete with spring catch and hook-up slot. Recommended for TELESCOPIC POST and TOP PANTOGRAPH in order to avoid accidental falling of equipment. Ø 2mm - Length 350mm.

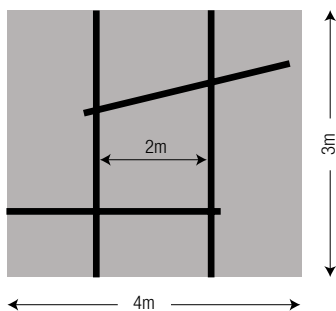


### TOP SYSTEM 33 **FF3033**

Complete kit for small studios composed of 2 fixed rails 3m long, 2 mobilerails 3m long and supports for 3 light sources (1 Top Pantograph and 2 Telescopic Post).

The kit is composed of:

- 4 Rails 3m long- FF6003B.
- 3 Kits of 4 endstops - FF3207.
- 6 Brackets for ceiling fixture - FF3210.
- 3 Kits of 5 cable carriages - FF3226.
- 3 4-wheeled sliding carriages with 16mm spigot - FF3230.
- 2 Double sliding carriages - FF3232.
- 2 Double sliding carriages with single brake - FF3236.
- 2 Telescopic Post extendable from 85cm to 203cm - FF3248.
- 1 Top Pantograph extendable from 40cm to 200cm - FF3512N86.
- 2 Universal spigot adapters 16mm - 013.
- 3 Safety steel cable - FF3276.


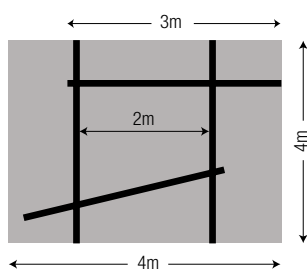


### TOP SYSTEM 43 **FF3043**

Complete kit for medium-sized studios composed of 2 fixed rails 4m long, 2 mobile rails 3m long and supports for 3 light sources (3 Top Pantographs).

The kit is composed of:

- 2 Rails 3m long - FF6003B.
- 2 Rails 4m long - FF6004B.
- 3 Kits of 4 endstops - FF3207.
- 6 Brackets for ceiling fixture - FF3210.
- 3 Kits of 5 cable carriages - FF3226.
- 3 4-wheeled sliding carriages with 16mm spigot - FF3230.
- 2 Double sliding carriages - FF3232.
- 2 Double sliding carriages with single brake - FF3236.
- 3 Top Pantograph extendable from 40cm to 200cm - FF3512N86.
- 3 Safety steel cable - FF3276.


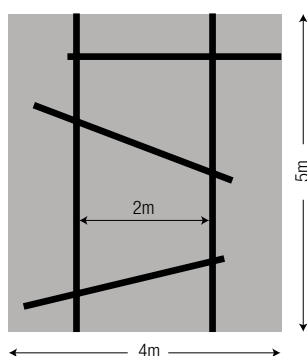


### TOP SYSTEM 54 **FF3054**

Complete kit for large studios composed of 2 fixed rails 5m long, 3 mobile rails 3m long and supports for 5 light sources (4 Top Pantographs).

The kit is composed of:

- 2 Rails 5m long - FF6005B.
- 3 Rails 3m long - FF6003B.
- 4 Kits of 4 endstops - FF3207.
- 8 Brackets for ceiling fixture - FF3210.
- 4 Kits of 5 cable carriages - FF3226.
- 4 4-wheeled sliding carriages with 16mm spigot - FF3230.
- 3 Double sliding carriages - FF3232.
- 3 Double sliding carriages with single brake - FF3236.
- 4 Top Pantograph extendable from 40cm to 200cm - FF3512N86.
- 4 Safety steel cable - FF3276.



# Adapters

MODEL	1/4" W thread Male	1/4" thread Female	3/8" thread Male	3/8" thread Female	Spigot 5/8" Male	Bushing 5/8" Female	Spigot 1 1/8" Male	Bushing 1 1/8" Female	Hexagon 16 mm Male	Diameter 3/8" Female	Diameter 3/8" Male	Diameter 17mm Male (JP)	M10 Male	M10 Female	M12 Male	Diameter 1/2" Male	Screw for fixings	Other
1/4" W thread Male			013 037 118 147	015 151	013 118 E300	016 194 195 014-14	019-14		037 036-14									
1/4" thread Female			088 088LBP 148KN	016 066 119	016 119				066	188	149							
3/8" thread Male	013 037 118 147	088 088LBP 148KN	125	184	013 118 191	179 014-38 014BIM	019 163-38		037 036-38	182								
3/8" thread Female	015 151	016 066 119	184		016 119 151 186	016			066									
Spigot 5/8" Male	013 118 E300	016 119	013 118 191	016 119 151 186	013 E250	153 159 E100	019 019-14 E200		036-14 036-38 036I 036MR	182 188	192	185	E110	187 066BT			E610	C1000 C1100 E650
Bushing 5/8" Female	016 194 195 014-14		179 014-38 014BIM	016	153 159 E100	158	163-58F				194		014MS			159		152 E390
Spigot 1 1/8" Male	019-14		019 163-38		019 019-14 E200	163-58F							163-10 620-10		163-12 620-12			
Bushing 1 1/8" Female																		
Hexagon 16 mm Male	037 036-14	066	037 036-38	066	036-14 036-38 036I 036MR												E620	
Diameter 3/8" Female		188	182		182 188													
Diameter 3/8" Male		149			192	194												
Diameter 17mm Male (JP)					185													
M10 Male					E110	014MS	163-10 620-10											
M10 Female					187 066BT													
M12 Male							163-12 620-12											
Diameter 1/2" Male						159												
Screw for fixings					E610				E620									
Other					C1000 C1100 E650	152 E390												



All Manfrotto adapters provide for a high level of customization, thanks to a wide range that can accept any lighting fixture, in order to match any requirement.



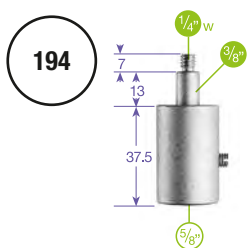
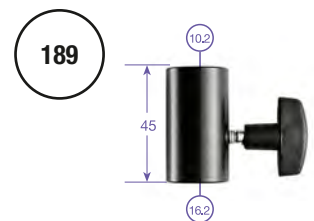
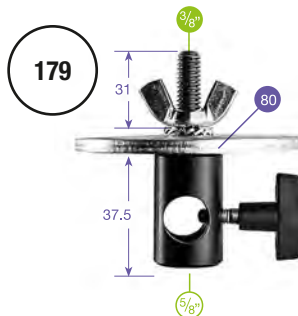
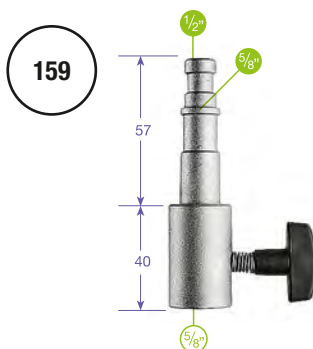
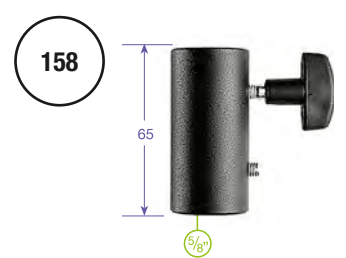
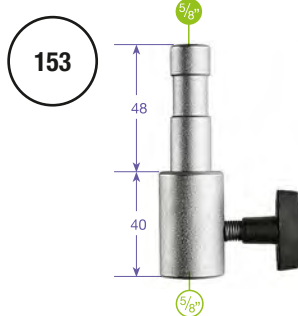
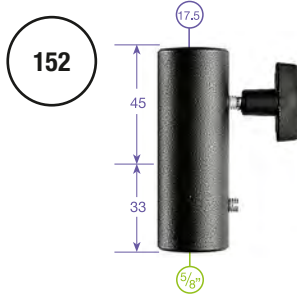
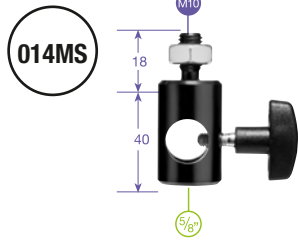
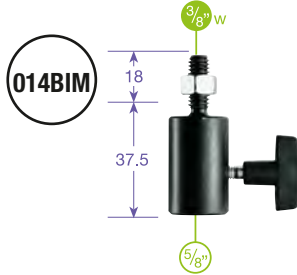
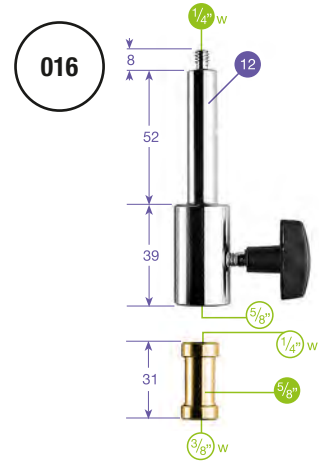
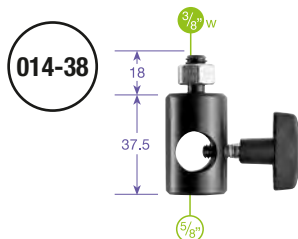
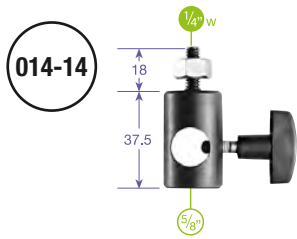
All measurements shown are metric unless otherwise stated.

$\frac{1}{4}''$  Indicates an external thread or stud diameter  
 ● Metric ● Imperial

$\frac{1}{4}''$  Indicates an internal thread or socket diameter  
 ● Metric ● Imperial

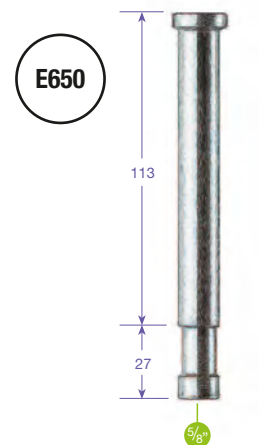
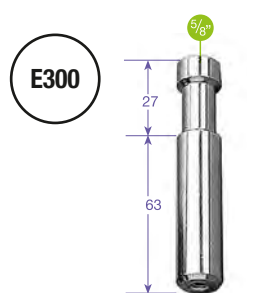
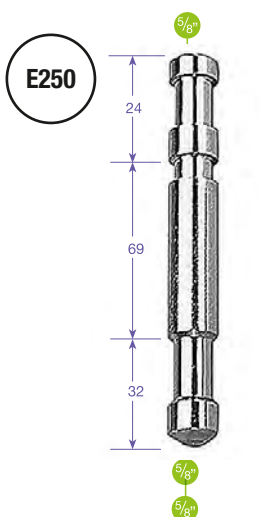
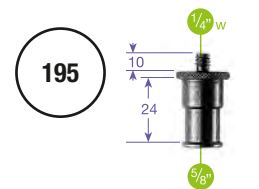
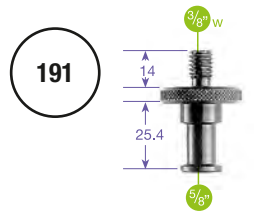
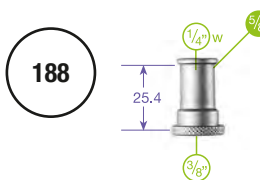
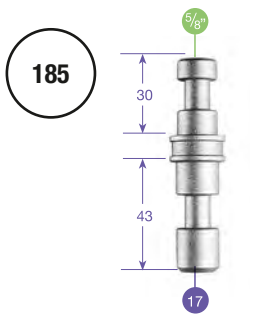
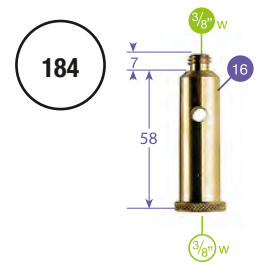
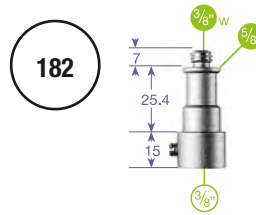
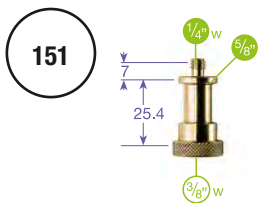
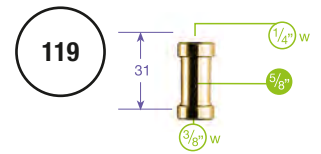
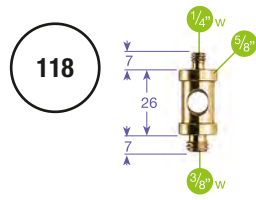
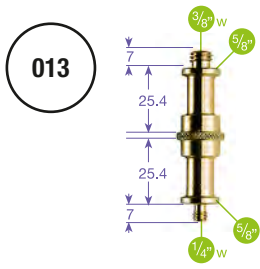
**W:** Whitworth thread

16MM FEMALE ADAPTERS





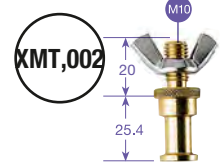
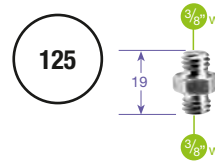
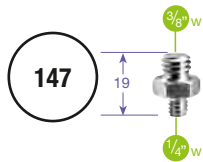
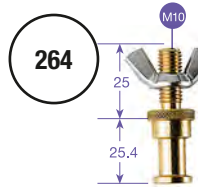
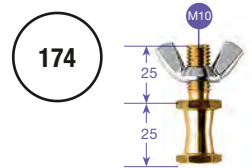
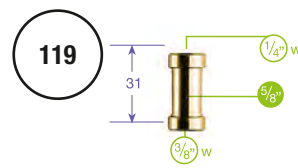
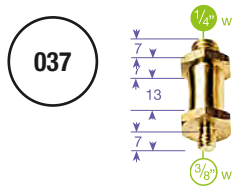
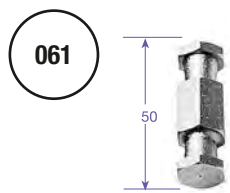
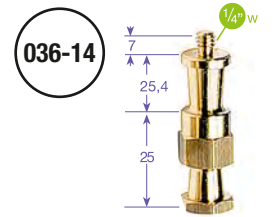
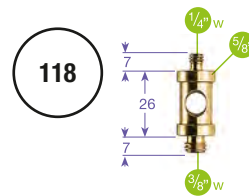
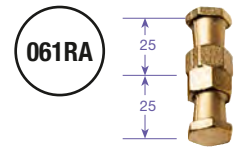

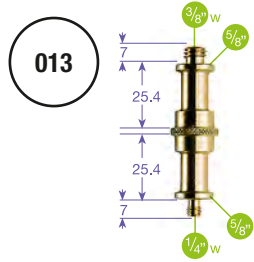
16MM MALE ADAPTERS



28MM MALE ADAPTERS



SUPER CLAMP ADAPTERS



## Key to symbols



Minimum height



Maximum height



Closed length



Footprint diameter



Weight



Spigot size \*



Socket size \*



Suggested wheels



Maximum evenly distributed  
load on level ground



Maximum load on fully extended  
stand at 5° inclination



Gravity cast



Black



Air cushioned



German Safety Standard

\* NOTE: in product specifications you will often see a note referring to the spigot/socket type of the product (e.g. "type 14").

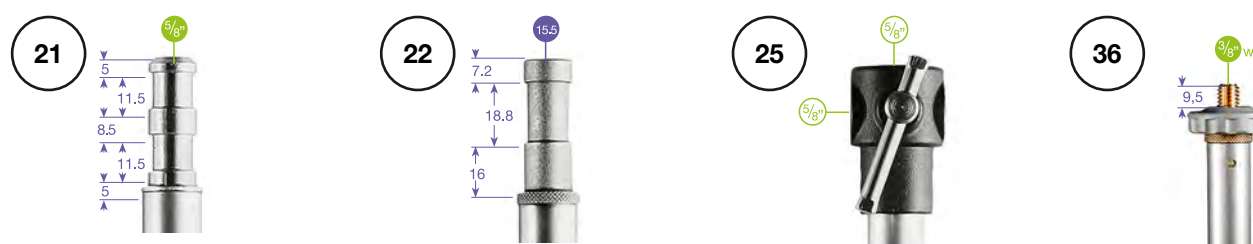
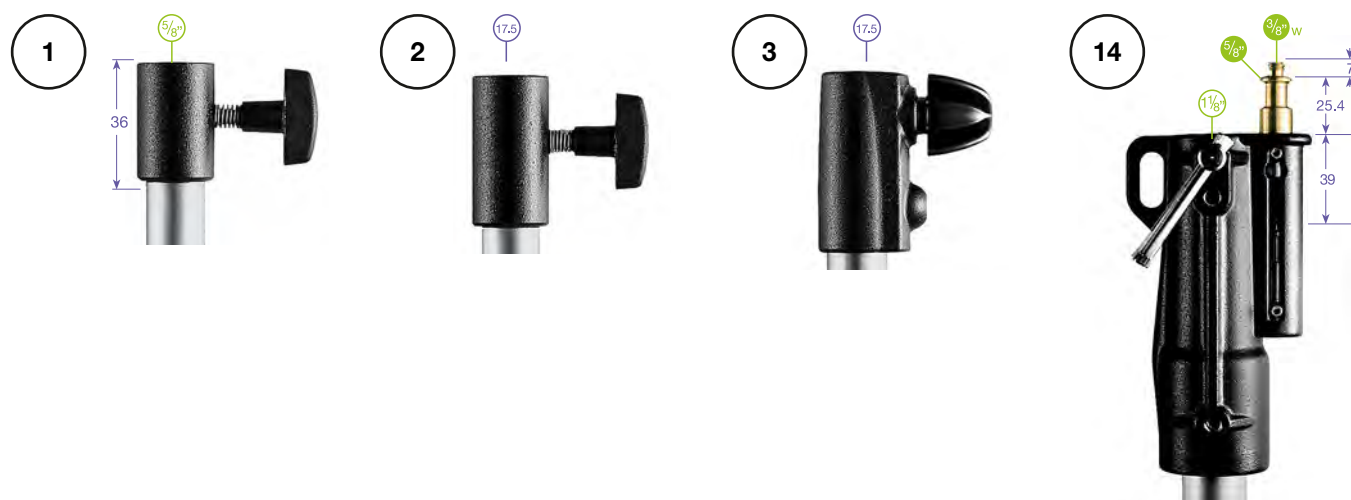
This type number refers to the spigot and socket variants shown on page 118.

This type number refers to the spigot and socket variants shown in product specifications.

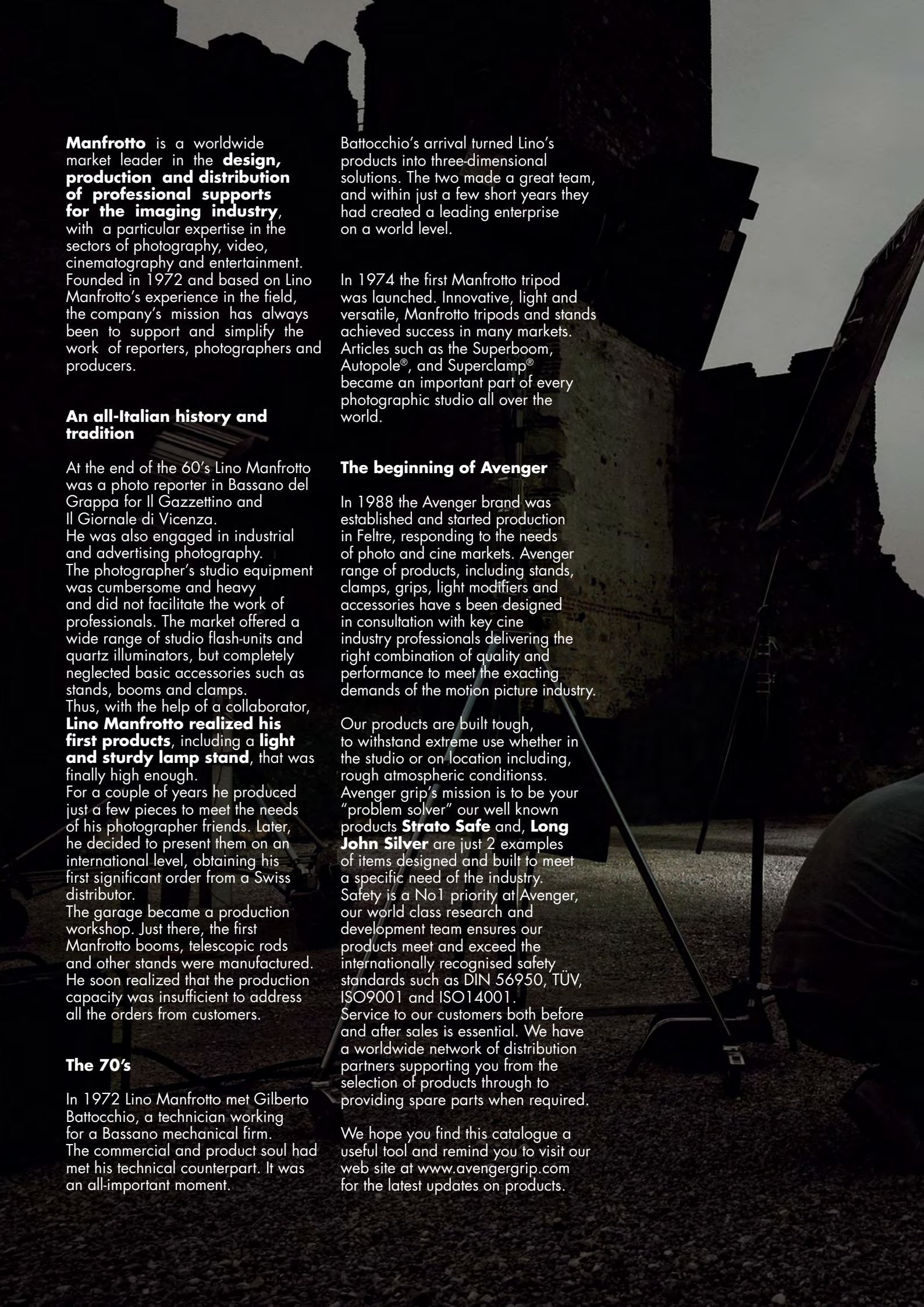
$\frac{1}{4}''$  Indicates an external thread or stud diameter  
 ● Metric ● Imperial

$\frac{1}{4}''$  Indicates an internal thread or socket diameter  
 ● Metric ● Imperial

**W:** Indicates an internal thread or socket diameter







**Manfrotto** is a worldwide market leader in the **design, production and distribution of professional supports for the imaging industry**, with a particular expertise in the sectors of photography, video, cinematography and entertainment.

Founded in 1972 and based on Lino Manfrotto's experience in the field, the company's mission has always been to support and simplify the work of reporters, photographers and producers.

### **An all-Italian history and tradition**

At the end of the 60's Lino Manfrotto was a photo reporter in Bassano del Grappa for *Il Gazzettino* and *Il Giornale di Vicenza*.

He was also engaged in industrial and advertising photography. The photographer's studio equipment was cumbersome and heavy and did not facilitate the work of professionals. The market offered a wide range of studio flash-units and quartz illuminators, but completely neglected basic accessories such as stands, booms and clamps.

Thus, with the help of a collaborator, **Lino Manfrotto realized his first products**, including a **light and sturdy lamp stand**, that was finally high enough.

For a couple of years he produced just a few pieces to meet the needs of his photographer friends. Later, he decided to present them on an international level, obtaining his first significant order from a Swiss distributor.

The garage became a production workshop. Just there, the first Manfrotto booms, telescopic rods and other stands were manufactured. He soon realized that the production capacity was insufficient to address all the orders from customers.

### **The 70's**

In 1972 Lino Manfrotto met Gilberto Battocchio, a technician working for a Bassano mechanical firm. The commercial and product soul had met his technical counterpart. It was an all-important moment.

Battocchio's arrival turned Lino's products into three-dimensional solutions. The two made a great team, and within just a few short years they had created a leading enterprise on a world level.

In 1974 the first Manfrotto tripod was launched. Innovative, light and versatile, Manfrotto tripods and stands achieved success in many markets.

Articles such as the Superboom, Autopole®, and Superclamp® became an important part of every photographic studio all over the world.

### **The beginning of Avenger**

In 1988 the Avenger brand was established and started production in Feltre, responding to the needs of photo and cine markets. Avenger range of products, including stands, clamps, grips, light modifiers and accessories have s been designed in consultation with key cine industry professionals delivering the right combination of quality and performance to meet the exacting demands of the motion picture industry.


Our products are built tough, to withstand extreme use whether in the studio or on location including, rough atmospheric conditions. Avenger grip's mission is to be your "problem solver" our well known products **Strato Safe** and, **Long John Silver** are just 2 examples of items designed and built to meet a specific need of the industry.

Safety is a No1 priority at Avenger, our world class research and development team ensures our products meet and exceed the internationally recognised safety standards such as DIN 56950, TÜV, ISO9001 and ISO14001.

Service to our customers both before and after sales is essential. We have a worldwide network of distribution partners supporting you from the selection of products through to providing spare parts when required.

We hope you find this catalogue a useful tool and remind you to visit our web site at [www.avengergrip.com](http://www.avengergrip.com) for the latest updates on products.





At Avenger our primary concern is to make the highest quality, most reliable and safest products for you to use. As such we embrace several different quality assurance regimens TÜV, DIN & CE. These acreditations are your guarantee that our products meet and exceed the most exacting tests for safety and reliability.

**TÜV SÜD** Certification Mark assures quality. Within our collection you will notice some products that are certified with TÜV SÜD.

TÜV SÜD is a globally recognised, leading independent product Certification Body, providing minimum performance standards, certification and approval schemes for a wide range of products whether mandatory or voluntary. TÜV SÜD's distinctive blue octagon mark is instantly recognised everywhere as a symbol of quality and safety.

We have chosen to have our product tested for compliance with the technical requirements of their voluntary standards, it is important to note that TÜV regularly updates the standards and we recheck our equipment for compliceance, making modifications as and when required. Our commitment to your safety never diminishes and is a key differentiator of the Avenger brand from others in the market.

As company we also comply to the **DIN 56950**.

This safety standard applies to machinery and machinery installations used in places of assembly and in staging and production facilities for events and theatrical productions (stage machinery, for short).

Such facilities include: theatres, multi-purpose halls, exhibition halls; film, television and radio studios.



All Avenger products are designed, engineered and made in Italy.



# PRODUCTS





STANDS

486

LIGHT CONTROL

530

SYSTEMS

516


ACCESSORIES

558





# STANDS








The Avenger stand range includes several product families, featuring different designs and materials depending both on the applications they are intended for and on the light type they have to support. These supports have been designed to be both safe and reliable. For that reason, all materials are top quality and are tested in order to withstand extreme uses in rough weather conditions.



## STANDS PROPERTIES



Aluminum and Steel versions available. Alu Stand for lightness and steel stand for robustness and durability.



Levelling leg available in all the stands for ease of use on all different floor types. A fundamental feature for outdoor applications.



All the components are assembled using bolts (no rivets) for extra rigidity and easy maintenance if required.




Captive handle: thanks to this special machining on the threads, it is impossible to loose the handle even if completely unscrewed.



Captive collars: thanks to a special design, even if the user unscrews the locking nut, of this component the inner alu insert and dedicated machining of the tube does not allow for the column to separate.



Storing Device: this clever component permits easy and safe storage during transportation or in the warehouse.



Mobile Column: thanks to the double handles on the spider casting, the stand becomes more stable when lowering the central column on to the ground.





Dedicated design of the collars.  
It avoids any fingers pinching.




All the bases are made of square tubes  
in order to guarantee the best stability.



Welded spigot (steel version)  
guarantees the highest mechanical  
performance and reliability during  
the products working life.



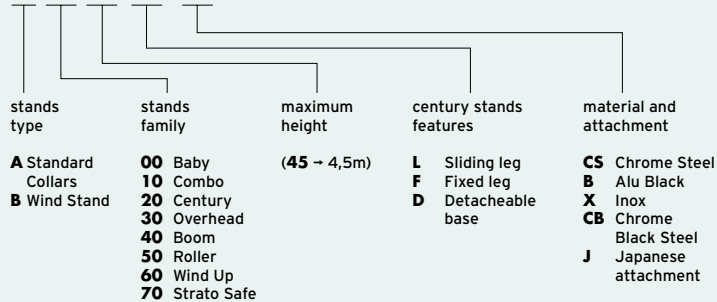
All the strategic aluminum components  
which have to guarantee safety of the  
product are made using the Gravity  
Casting technology. This process  
excludes any possibility of having  
air bubbles getting into the casting.



All the aluminum columns are  
assembled using electro-welded tubes.  
These components offer a higher stress  
resistance (bending and breaking)  
compared with the traditional  
extruded tubes.

## HOW TO READ THE STAND CODES

**A 20 18 L CB**



# CENTURY STANDS



**DETACHABLE**

## A2016D C-STAND 16 DETACHABLE CHROME FINISH VERSION

84cm 33.1in	155cm 61in	84cm 33.1in	95cm 37.4in	5,6kg 12.3lb
10kg 22lb	28mm 1" 1/8	16mm 5/8"	28mm 1" 1/8	

Chrome plated steel stand.  
3 sections, 2 risers. Ø: 35, 30, 25mm. Leg Ø: 25mm.

## A2022D C-STAND 22 DETACHABLE CHROME FINISH VERSION

110cm 43.3in	222cm 87.4in	110cm 43.3in	95cm 37.4in	5,9kg 13lb
10kg 22lb	28mm 1" 1/8	16mm 5/8"	28mm 1" 1/8	

Chrome plated steel stand.  
3 sections, 2 risers. Ø: 35, 30, 25mm. Leg Ø: 25mm.

## A2030D C-STAND 30 DETACHABLE CHROME FINISH VERSION

134cm 52.8in	300cm 118.1in	134cm 52.8in	95cm 37.4in	6,2kg 13.7lb
10kg 22lb	28mm 1" 1/8	16mm 5/8"	28mm 1" 1/8	

Chrome plated steel stand.  
3 sections, 2 risers. Ø: 35, 30, 25mm. Leg Ø: 25mm.

## A2016DCB C-STAND 16 DETACHABLE BLACK CHROME FINISH VERSION








## A2022DCB C-STAND 22 DETACHABLE BLACK CHROME FINISH VERSION

## A2030DCB C-STAND 30 DETACHABLE BLACK CHROME FINISH VERSION

\* Please note: the Japanese versions of the stands have a 17,5mm female top attachment 17,5mm

**A2018F****C-STAND 18**

CHROME FINISH VERSION

				
84cm 33.1in	175cm 68.9in	84cm 33.1in	95cm 37.4in	4,3kg 9.5lb
				
8kg 17.6lb	16mm 5/8"			





Chrome plated steel stand.  
3 sections, 2 risers.  
Ø: 35, 30, 25mm.  
Leg Ø: 25mm.

**A2018FCB****C-STAND 18**

BLACK CHROME FINISH

**A2025F****C-STAND 25**

CHROME FINISH VERSION

				
110cm 43.3in	253cm 99.6in	110cm 43.3in	95cm 37.4in	5kg 11lb
				
10kg 22lb	16mm 5/8"			








Chrome plated steel stand.  
3 sections, 2 risers. Ø: 35, 30, 25mm. Leg Ø: 25mm.

**A2025FCB****C-STAND 25**

BLACK CHROME FINISH VERSION

**A2033F****C-STAND 33**

CHROME FINISH VERSION

				
134cm 52.8in	328cm 129.1in	134cm 52.8in	95cm 37.4in	5,5kg 12.1lb
				
10kg 22lb	16mm 5/8"			

Chrome plated steel stand.  
3 sections, 2 risers. Ø: 35, 30, 25mm. Leg Ø: 25mm.

**A2033FCB****C-STAND 33**

BLACK CHROME FINISH VERSION

**STANDARD BASE**








A2018F



A2018L

**SLIDING LEG****A2018L****C-STAND 18 SLIDING LEG**

CHROME FINISH VERSION

				
84cm 33.1in	175cm 68.9in	84cm 33.1in	95cm 37.4in	4,3kg 9.5lb
				
8kg 17.6lb	16mm 5/8"			

Chrome plated steel stand.  
3 sections, 2 risers. Ø: 35, 30, 25mm. Leg Ø: 25mm.

**A2018LCB****C-STAND 18 SLIDING LEG**

BLACK CHROME FINISH VERSION

**A2018LJ****C-STAND 18 SLIDING LEG**

CHROME FINISH JAPANESE VERSION\*

DISCONTINUED

**A2018LJCB****C-STAND 18 SLIDING LEG**

BLACK CHROME FINISH JAPANESE VERSION\*

DISCONTINUED

**A2025L****C-STAND 25 SLIDING LEG**

CHROME FINISH VERSION

				
110cm 43.3in	253cm 99.6in	110cm 43.3in	95cm 37.4in	5,8kg 12.8lb
				
10kg 22lb	16mm 5/8"			

Chrome plated steel stand.  
3 sections, 2 risers. Ø: 35, 30, 25mm. Leg Ø: 25mm.

**A2025LCB****C-STAND 25 SLIDING LEG**

BLACK CHROME FINISH VERSION

**A2025LJ****C-STAND 25 SLIDING LEG**

CHROME FINISH JAPANESE VERSION\*

DISCONTINUED

**A2025LJCB****C-STAND 25 SLIDING LEG**

BLACK CHROME FINISH JAPANESE VERSION\*

DISCONTINUED

**A2033L****C-STAND 33 SLIDING LEG**

CHROME FINISH VERSION

				
134cm 52.8in	328cm 129.1in	134cm 52.8in	95cm 37.4in	5,5kg 12.1lb
				
10kg 22lb	16mm 5/8"			

Chrome plated steel stand.  
3 sections, 2 risers. Ø: 35, 30, 25mm. Leg Ø: 25mm.

**A2033LCB****C-STAND 33 SLIDING LEG**

BLACK CHROME FINISH VERSION

**A2033LJ****C-STAND 33 SLIDING LEG**

CHROME FINISH JAPANESE VERSION\*

DISCONTINUED

**A2033LJCB****C-STAND 33 SLIDING LEG**

BLACK CHROME FINISH JAPANESE VERSION\*

DISCONTINUED

# CENTURY STANDS

A2009



**BASE**

**A2009**  
C-STAND BASE  
CHROME FINISH VERSION

27cm 10.6in	95cm 37.4in	2,7kg 6.6lb	28mm 1" 1/8

**A2009CB**  
C-STAND BASE  
BLACK CHROME FINISH VERSION

**A2007**  
C-STAND MINI BASE  
CHROME FINISH VERSION

27cm 10.6in	75cm 37.4in	2,7kg 6.6lb	28mm 1" 1/8

**A2007CB**  
C-STAND MINI BASE  
BLACK CHROME FINISH VERSION



A2014

**COLUMN**

**A2014**  
C-STAND COLUMN 14  
CHROME FINISH VERSION

68cm 26.8in	139cm 54.7in	2,2kg 4.9lb	16mm 5/8"	28mm 1" 1/8

3 sections (Ø: 35, 30, 25mm) chrome steel column.

**A2020**  
C-STAND COLUMN 20  
CHROME FINISH VERSION

95cm 37.4in	206cm 81.1in	2,8kg 6.2lb	16mm 5/8"	28mm 1" 1/8

3 sections (Ø: 35, 30, 25mm) chrome steel column.

**A2029**  
C-STAND COLUMN 29  
CHROME FINISH VERSION

118cm 46.5in	285cm 112.2in	3,3kg 7.3lb	16mm 5/8"	28mm 1" 1/8

3 sections (Ø: 35, 30, 25mm) chrome steel column.

**A2014CB**  
C-STAND COLUMN 14  
BLACK CHROME FINISH VERSION

**A2020CB**  
C-STAND COLUMN 20  
BLACK CHROME FINISH VERSION

**A2029CB**  
C-STAND COLUMN 29  
BLACK CHROME FINISH VERSION

\* Please note: the Japanese versions of the stands have a 17,5mm female top attachment 17,5mm

**A2020JCB**  
C-STAND COLUMN 20  
BLACK CHROME FINISH JAPANESE VERSION\*



**A2033FKIT**  
**C-STAND KIT 33**  
 CHROME FINISH VERSION

Chrome plated steel stand.  
 3 sections, 2 risers. Ø: 35, 30, 25mm. Leg Ø: 25mm.

includes:  
 A2033F C-STAND  
 D200 2" GRIP HEAD  
 D520 40" EXTENSION GRIP ARM

**A2033FCBKIT**  
**C-STAND KIT 33**  
 BLACK CHROME FINISH VERSION

**A2033LKIT**  
**C-STAND KIT 33 SLIDING LEG**  
 CHROME FINISH VERSION

Chrome plated steel stand.  
 3 sections, 2 risers. Ø: 35, 30, 25mm. Leg Ø: 25mm.

includes:  
 A2033L C-STAND  
 D200 2" GRIP HEAD  
 D520 40" EXTENSION GRIP ARM

**A2030DKIT**  
**C-STAND KIT 30 DETACHABLE**  
 CHROME FINISH VERSION

Chrome plated steel stand.  
 3 sections, 2 risers. Ø: 35, 30, 25mm. Leg Ø: 25mm.

includes:  
 A2030D C-STAND  
 D200 2" GRIP HEAD  
 D520 40" EXTENSION GRIP ARM

**A2030DCBKIT**  
**C-STAND KIT 30 DETACHABLE**  
 BLACK CHROME FINISH VERSION

**KIT**



# CENTURY **STANDS** ACCESSORIES

Our Grip Heads have been specifically designed to hold scrims, flags, floppies & cutters mounted on Century Stands, or butterfly frames mounted on Overhead Stands during film, video or photo shoots. Extension offset arms, used in combination with Grip Heads, provide an extended grip point for scrims, flags and small lights, and are available in two lengths: 20" (51cm) and 40" (102cm). The Grip Head can be combined with other accessories to solve most light and light modification accessory positioning problems. Grip Heads are available in two specific diameters, the standard is 2" 1/2 the Jumbo version is 4".

T-Top  
Rubber covering  
for added grip of the  
handle (different  
colours available  
for customization).


Dedicated ball bearing.  
Fundamental component  
for the highest torque.  
(+40% jaw's pressure,  
+90% twisting  
resistance applied to  
the arm).

Bearing jacket to  
distribute the pressure  
generated.



Aluminum handle with  
dedicated design for  
high locking torque  
transmission.

Aluminum jaws.  
Four different  
gripping diameters  
available.



Aluminum main body with baby attachment and steel helicoidal inserts.

Disk made by the same material used in the automotive field for excellent friction control.

Aluminum M10 handle.

# CENTURY **STANDS** ACCESSORIES



**D200**  
2"½ GRIP HEAD

0,55kg 16mm  
1.2lb 5/8"

Avenger's most popular grip accessory. The D200 Grip Head has hundreds of functions. Unlike any other Grip Head, the D200 utilizes a series of washers for extra locking torque and the use of automotive-quality brake pad discs for secure, non-slip security. Connect with E600 snap-in pin or E600C snap-in pin to attach to the original Super Clamp.



**D210J**  
SNAP-IN GRIP HEAD  
JAPANESE VERSION

0,75kg 17,5mm  
1.7lb 5/8"

Combining the multi-functional D200 Grip Head with a 17,5mm pin to interface with the Japanese attachment. The D210J allows you to hang flags and scrims in positions that light stands can't reach.



**D230**  
SUPER CLAMP  
GRIP HEAD

0,95kg  
2.1lb

This kit includes the D200B Grip Head and the Avenger C1575B Super Clamp.



**D220**  
GRIP HELPER

1,1kg 16mm  
2.4lb 5/8"

Just as the name suggests, the Grip Helper is like three Grip Heads in one. Two independent grip heads sandwich a third with a fixed 16mm pin. This system allows multiple light control accessories to mount in front of fixtures without the need for numerous light stands.

**D200B**  
2"½ GRIP HEAD  
BLACK FINISH VERSION

**D210JB**  
SNAP-IN GRIP HEAD  
BLACK JAPANESE VERSION



**D250**  
GAG GOBO

0,46kg 16mm  
1lb 5/8"

This unique double Grip Head system provides the flexibility of a second grip head allowing hundreds of uses including doubling up scrims and flags.



**D240**  
GRIP HEAD  
WITH SWIVEL PIN

1,25kg 16mm 16mm 28mm  
2.8lb 5/8" 5/8" 1" 1/8"

Two famous accessories connected together to assure a wide range of fixing solutions.  
Attachments:  
16mm male pin + 16mm female socket 28mm male pin.



**D100**  
DOUBLE GRIP HEAD

0,87kg  
1.9lb

A combination of two sets of Grip Head discs mounted on a steel plate with a 10mm rod with a length of 13,5cm (5.3").



**D500**  
20" EXTENSION  
GRIP ARM

1,03kg  
2.31lb

Normally used in combination with a Grip Head (art. D200) it provides an extended grip point for scrims and flags. Pipe length 51cm (20").



**D520**  
40" EXTENSION  
GRIP ARM

1,28kg  
2.8lb

Normally used in combination with a Grip Head (art. D200) it provides an extended grip point for scrims and flags or small lights. Pipe length 102cm (40").



**D530L**  
40" EXTENSION ARM  
AND GRIP HEAD (D200)

2,15kg  
4.71lb

Normally used in combination with a Grip Head (art. D200) it provides an extended grip point for scrims and flags or small lights. Pipe length 102cm (40"). It includes D200 Grip Head.



**D800KIT**  
GRIP KIT

Set of accessories that work on their own or in combination with stands to support scrims, flags and lighting fixtures to provide precision and secure control. Kit comprises of:  
D200B Black Grip Head.  
E600 Snap-in 16mm pin.  
D520B Black 40" Extension Arm.  
C1575B Black Super Clamp.  
H4BAG Grip Kit Bag.

**D500B**  
20" EXTENSION  
GRIP ARM  
BLACK FINISH VERSION

**D520B**  
40" EXTENSION  
GRIP ARM  
BLACK FINISH VERSION

**D530LB** DISCONTINUED  
40" EXTENSION ARM  
AND GRIP HEAD  
(D200B)  
BLACK FINISH VERSION



**D420**  
JUMBO GAG GOBO

1,3kg  
2.91lb

This double 10mm (4" 1/2) Grip Head allows for multiple overheads to be used simultaneously.



**D400**  
4" 1/2 JUMBO GRIP  
HEAD

2,35kg 28mm 28mm  
5.2lb 1" 1/8 1" 1/8

Designed to convert a Junior Stand into an Overhead Stand, the D400 incorporates a 10mm (4" 1/2) Grip Head with a Junior Stud and receiver.



**E600**  
SNAP-IN PIN

16mm  
5/8"

Specifically designed to connect Grip Head to Super Clamp. Aluminum made.



**D050**  
SET OF 6  
BLUE T-TOPS

Rubber cover gives better grip for 80mm T-handles, even in cold weather.

**D420B**  
JUMBO GAG GOBO  
BLACK FINISH VERSION

**D400B**  
4" 1/2 JUMBO GRIP  
HEAD  
BLACK FINISH VERSION

**E600C**  
SNAP-IN PIN  
STEEL VERSION

# BABY STANDS



A0003



A0010

## A0003 BACKLITE BABY STAND

20cm 7.9in	98cm 38.6in	66cm 26in	68cm 26.8in
1,4kg 3.1lb	4kg 8.8lb	16mm 5/8"	16mm 5/8"

Black steel legs and aluminum riser.  
2 sections, 1 riser.  
Ø: 25, 20mm. Leg Ø: 16mm.

## A0010 BABY STAND 10

52cm 20.5in	100cm 39.4in	47cm 18.5in	43cm 16.9in
2,5kg 5.5lb	15kg 33.1lb	16mm 5/8"	

Steel legs and aluminum risers, silver only.  
3 sections, 2 risers. Ø: 35, 30, 25 mm.  
Leg: 20x20mm. 1 levelling leg.

## A0017 BABY STAND 17

82cm 32.3in	175cm 68.9in	73cm 28.7in	75cm 29.5in
3,4kg 7.7lb	4kg 8.8lb	16mm 5/8"	

Steel legs and aluminum risers, silver only.  
3 sections, 2 risers. Ø: 35, 30, 25 mm.  
Leg: 20x20mm. 1 levelling leg.

## A0010J BABY STAND 10 JAPANESE VERSION\*

DISCONTINUED

\* Please note: the Japanese versions of the stands have a 17,5mm female top attachment



STEEL BASE AND ALU COLUMN

## A0025B ALU BABY STAND 25

98cm 38.6in	250cm 98.4in	87cm 34.3in	87cm 34.3in
3kg 6.6lb	4kg 8.8lb	16mm 5/8"	

Black aluminum stand.  
3 sections, 2 risers. Ø: 35, 30, 25, 20mm.  
Leg: 20x20mm. 1 levelling leg.

ALUMINUM

STEEL





A0040B



A0040CS

**A0030B**

**ALU BABY STAND 30**

113cm 44.5in	300cm 118.1in	100cm 39.4in	100cm 39.4in
3.5kg 7.7lb	10kg 22lb	16mm 5/8"	

Black aluminum stand.  
4 sections, 3 risers. Ø: 35, 30, 25, 20mm.  
Leg: 20x20mm. 1 levelling leg.

**A0035B**

**ALU BABY STAND 35**

126cm 49.6in	350cm 137.8in	112cm 44.1in	100cm 39.4in
3.5kg 7.7lb	9kg 19.8lb	16mm 5/8"	

Black aluminum stand.  
4 sections, 3 risers. Ø: 35, 30, 25, 20mm.  
Leg: 20x20mm. 1 levelling leg.

**A0040B**

**ALU BABY STAND 40**

142cm 55.9in	400cm 157.5in	124cm 48.8in	114cm 44.9in
4kg 8.8lb	9kg 19.8lb	16mm 5/8"	

Black aluminum stand.  
4 sections, 3 risers. Ø: 35, 30, 25, 20mm.  
Leg: 20x20mm. 1 levelling leg.

**A0045B**

**ALU BABY STAND 45**

154cm 60.6in	450cm 177.2in	136cm 53.5in	114cm 44.9in
4.1kg 9lb	10kg 22lb	16mm 5/8"	

Black aluminum stand.  
4 sections, 3 risers. Ø: 35, 30, 25, 20mm.  
Leg: 20x20mm. 1 levelling leg.

**A0030CS**

**STEEL BABY STAND 30**

113cm 44.5in	300cm 118.1in	100cm 39.4in	100cm 39.4in
6kg 13.2lb	10kg 22lb	16mm 5/8"	

Chrome plated steel stand.  
4 sections, 3 risers. Ø: 35, 30, 25, 20mm.  
Leg: 20x20mm. 1 levelling leg.

**A0035CS**

**STEEL BABY STAND 35**

126cm 49.6in	350cm 137.8in	112cm 44.1in	100cm 39.4in
7kg 15.4lb	9kg 19.8lb	16mm 5/8"	

Chrome plated steel stand.  
4 sections, 3 risers. Ø: 35, 30, 25, 20mm.  
Leg: 20x20mm. 1 levelling leg.

**A0040CS**

**STEEL BABY STAND 40**

142cm 55.9in	400cm 157.5in	124cm 48.8in	114cm 44.9in
7.8kg 17.2lb	9kg 19.8lb	16mm 5/8"	

Chrome plated steel stand.  
4 sections, 3 risers. Ø: 35, 30, 25, 20mm.  
Leg: 20x20mm. 1 levelling leg.

**A0045CS**

**STEEL BABY STAND 45**

154cm 60.6in	450cm 177.2in	136cm 53.5in	114cm 44.9in
8.1kg 17.9lb	9kg 19.8lb	16mm 5/8"	

Chrome plated steel stand.  
4 sections, 3 risers. Ø: 35, 30, 25, 20mm.  
Leg: 20x20mm. 1 levelling leg.

# COMBO STANDS

## A1020B

### ALU COMBO STAND 20

110cm 43.3in	198cm 78in	93cm 36.6in	80cm 31.5in	4,9kg 10.8lb
25kg 55.1lb	28mm 1" 1/8"	16mm 5/8"	A9000NB	

Aluminum legs with aluminum risers.  
3 sections, 2 risers. Ø: 45, 40, 35mm.  
Leg: 25x25mm. 1 levelling leg.

## A1035B

### ALU COMBO STAND 35

168cm 66.1in	350cm 137.8in	142cm 55.9in	134cm 52.8in	7kg 15.4lb
30kg 66.1lb	28mm 1" 1/8"	16mm 5/8"	A9000NB	

Aluminum stand.  
3 sections, 2 risers. Ø: 45, 40, 35mm.  
Leg: 25x25mm. 1 levelling leg.

## A1045B

### ALU COMBO STAND 45

179cm 70.5in	450cm 177.2in	155cm 61in	134cm 52.8in	7kg 15.4lb
30kg 66.1lb	28mm 1" 1/8"	16mm 5/8"	A9000NB	

Aluminum stand.  
4 sections, 3 risers. Ø: 45, 40, 35, 30mm.  
Leg: 25x25mm. 1 levelling leg.

## ALUMINUM

## A1010CS

### STEEL COMBO STAND 10

64cm 25.2in	100cm 39.4in	62cm 24.4in	57cm 22.4in	4,5kg 9.9lb
30kg 66.1lb	28mm 1" 1/8"	16mm 5/8"		

Chrome steel stand.  
2 sections, 1 riser. Ø: 35, 30mm.  
Leg: 20x20mm. 1 levelling leg.

## A1020CS

### STEEL COMBO STAND 20

110cm 43.3in	198cm 78in	93cm 36.6in	80cm 31.5in	7,2kg 15.9lb
35kg 77.2lb	28mm 1" 1/8"	16mm 5/8"	A9000N	

Chrome steel stand.  
3 sections, 2 risers. Ø: 45, 40, 35mm.  
Leg: 25x25mm. 1 levelling leg.

## A1035CS

### STEEL COMBO STAND 35

168cm 66.1in	350cm 137.8in	142cm 55.9in	134cm 52.8in	12kg 26.5lb
40kg 88.2lb	28mm 1" 1/8"	16mm 5/8"	A9000N	

Chrome steel stand.  
3 sections, 2 risers. Ø: 45, 40, 35mm.  
Leg: 25x25mm. 1 levelling leg.

## A1045CS

### STEEL COMBO STAND 45

179cm 70.5in	450cm 177.2in	155cm 61in	134cm 52.8in	13kg 28.7lb
40kg 88.2lb	28mm 1" 1/8"	16mm 5/8"	A9000N	

Chrome steel stand.  
4 sections, 3 risers. Ø: 45, 40, 35, 30mm.  
Leg: 25x25mm. 1 levelling leg.

## STEEL

PRODUCTS BELOW ARE AVAILABLE AS OPTIONAL



## A9000N BRAKED WHEELS

3,3kg 7.3lb	90kg 198.4lb

Ø: 100mm for 20x20 and 25x25mm.  
Square legs. Set of three.

## A9000NB BRAKED WHEELS BLACK FINISH VERSION



## D400 4" 1/2 JUMBO GRIPHEAD

2,35kg 5.2lb	28mm 1" 1/8"	28mm 1" 1/8"

Designed to convert a Junior Stand into an Overhead Stand, the D400 incorporates a 4" 1/2 (10mm) Grip Head with a Junior Stud and receiver.






## D400B 4" 1/2 JUMBO GRIP HEAD BLACK FINISH VERSION



# ROLLER STANDS

## A5017

### ROLLER STAND 17 FOLDING BASE

 108cm  
 170cm  
 98cm  
 75cm  
 5,5kg  
 42.5in 66.9in 38.6in 29.5in 12.1lb

 12kg  
 16mm  
 26.5lb 5/8"






Legs and column in steel, risers in aluminum, complete with wheels.  
3 sections, 2 risers. Ø: 35, 30, 25mm.  
Leg: 20x20mm.



A5017

## A5033

### ROLLER STAND 33 FOLDING BASE

 115cm  
 330cm  
 105cm  
 75cm  
 6,3kg  
 45.3in 129.9in 41.3in 29.5in 13.9lb

 12kg  
 16mm  
 26.5lb 5/8"

Legs and column in steel, risers in aluminum, complete with wheels.  
4 sections, 3 risers. Ø: 35, 30, 25, 20mm.  
Leg: 20x40mm.

**FOLDING BASE**



A5029

**LOW BASE**

## A5029

### ROLLER STAND 29 LOW BASE

 125cm  
 290cm  
 123cm  
 100cm  
 5,7kg  
 49.2in 114.2in 48.4in 39.4in 12.6lb



 12kg  
 16mm  
 26.5lb 5/8"

Legs and column in steel, risers in aluminum, complete with wheels.  
3 sections, 2 risers. Ø: 35, 30, 25mm.  
Leg: 20x20mm.

## A5043









### ROLLER STAND 43 LOW BASE

 146cm  
 430cm  
 135cm  
 106cm  
 6,3kg  
 57.5in 169.3in 53.1in 41.7in 13.9lb

 12kg  
 16mm  
 26.5lb 5/8"









Legs and column in steel, risers in aluminum, complete with wheels.  
4 sections, 3 risers. Ø: 35, 30, 25, 20mm.  
Leg: 20x20mm.

**A5012**  
**ROLLER STAND 12**  
**FOLDING BASE**

 78cm 30.7in	 120cm 47.2in	 68cm 26.8in	 75cm 29.5in	 8kg 17.6lb
 25kg 55.1lb	 28mm 1" 1/8"	 16mm 5/8"		

Legs and column in steel, risers in aluminum, complete with wheels.  
 3 sections, 2 risers. Ø: 45, 40, 35mm.  
 Leg: 20x40mm.

**A5034**  
**ROLLER STAND 34**  
**FOLDING BASE**

 142cm 55.9in	 340cm 133.9in	 132cm 52in	 75cm 29.5in	 10,7kg 23.6lb
 20kg 44.1lb	 28mm 1" 1/8"	 16mm 5/8"		

Legs and column in steel, risers in aluminum, complete with wheels.  
 4 sections, 3 risers. Ø: 45, 40, 35, 30mm.  
 Leg: 20x40mm.



A5012

**FOLDING BASE**







**LOW BASE**

**A5036CS**  
**ROLLER STAND 36**  
**LOW BASE**

 156cm 61.4in	 360cm 141.7in	 130cm 51.2in	 140cm 55.1in	 13,6kg 30lb	 40kg 88.2lb
 28mm 1" 1/8"	 16mm 5/8"				

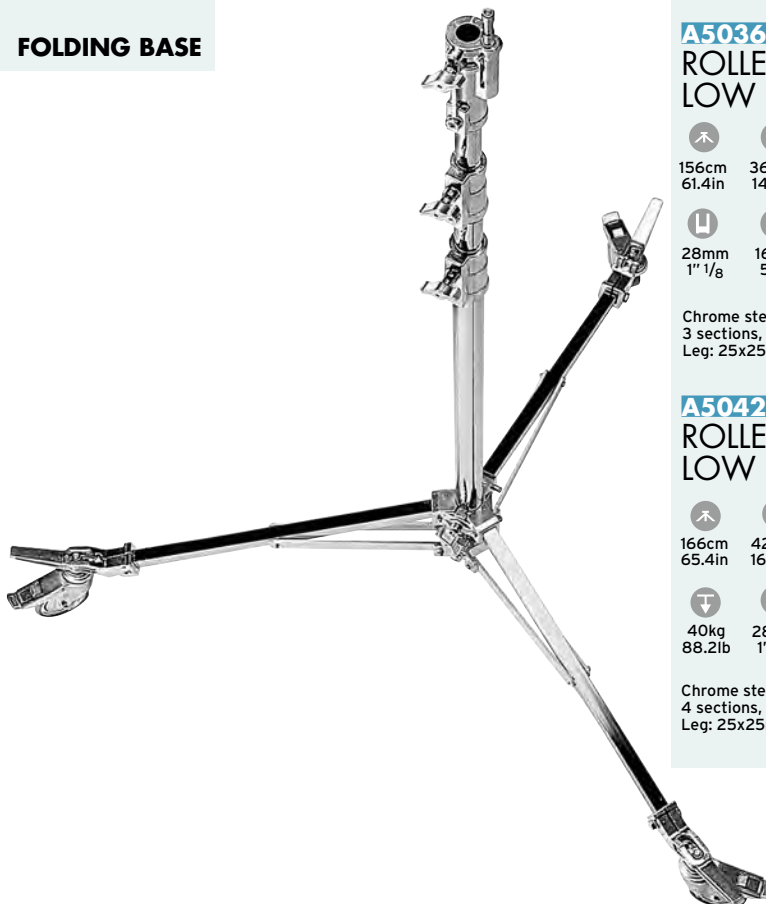
Chrome steel stand, complete with wheels.  
 3 sections, 2 risers. Ø: 45, 40, 35mm.  
 Leg: 25x25mm.

**A5042CS**  
**ROLLER STAND 42**  
**LOW BASE**

 166cm 65.4in	 420cm 165.4in	 142cm 55.9in	 150cm 59.1in	 15,4kg 34lb
 40kg 88.2lb	 28mm 1" 1/8"	 16mm 5/8"		

Chrome steel stand, complete with wheels.  
 4 sections, 3 risers. Ø: 45, 40, 35, 30mm.  
 Leg: 25x25mm.

A5036CS







# BOOM STANDS



## A4039CS STEEL BOOM STAND 39

				
131cm 51.6in	392cm 154.3in	113cm 44.5in	109cm 42.9in	8,4kg 18.5lb
				
12kg 26.5lb	16mm 5/8"			

Chrome steel stand.  
4 sections, 3 risers. Ø: 35, 30, 25, 20mm.  
Leg: 20x20mm.  
1 levelling leg.

## A4041B ALU BOOM STAND 41

				
139cm 54.7in	413cm 162.6in	124cm 48.8in	129cm 50.8in	4,6kg 10.1lb
				
10kg 22lb	16mm 5/8"			

Supplied with sandbag counterweight (empty)  
for maximum stability and smoothness.  
Black aluminum stand.  
4 sections, 3 risers. Ø: 35, 30, 25, 20mm.  
Leg: 20x20mm.  
1 levelling leg.  
Min extension boom 113cm (44.5"). Max load 15kg (33.1lb).  
Max extension boom 213cm (83.9"). Max load 5kg (11lb).



### A4050CS

## STEEL BOOM STAND 50

188cm 74in	500cm 196.9in	165cm 65in	135cm 53.1in	15kg 33.1lb
30kg 66.1lb	28mm 1" 1/8"	16mm 5/8"	A9000N	

Chrome steel stand.  
4 sections, 3 risers. Ø: 45, 40, 35, 30mm.  
Leg: 25x25mm.  
1 levelling leg.  
Min extension boom 155cm (61"). Max load 30kg (66.1lb).  
Max extension boom 266cm (10.7"). Max load 8kg (17.6lb).

PRODUCTS BELOW ARE AVAILABLE AS OPTIONAL



### E700

## BABY DROP DOWN PIN

0,62kg 1.4lb	16mm 5/8"	16mm 5/8"

For a more accurate light positioning: it helps keeping the light in horizontal position independently on the angle of the boom. Specifically designed to be used on boom arm with light attachment with 16mm pin.



### E710

## JUNIOR DROP DOWN PIN

1,32kg 2.9lb	28mm 1" 1/8"	28mm 1" 1/8"	16mm 5/8"

Same as E700, designed to be used on boom arm with light attachment with 28mm bushing.



### A9000N

## BRAKED WHEELS

3,3kg 7.3lb	90kg 198.4lb

Ø: 100mm for 20x20 and 25x25mm.  
Square legs. Set of three.

### A9000NB









## BRAKED WHEELS BLACK FINISH VERSION

# WIND UP STANDS



## B6026CS

### WIND UP STAND 26

				
153cm 60.2in	261cm 102.8in	173cm 68.1in	152cm 59.8in	19kg 41.9lb
				
45kg 99.2lb	28mm 1" 1/8"	16mm 5/8"		

Chrome steel stand.  
2 sections, 1 riser. Ø: 55, 45mm.  
Leg Ø: 30mm.  
1 levelling leg.



**B6030CS**  
**LOW BASE**  
**WIND UP STAND 30**

153cm 60.2in	296cm 116.5in	175cm 68.9in	142cm 55.9in	17,8kg 39.2lb
30kg 66.1lb	28mm 1" 1/8"	16mm 5/8"		

Chrome steel stand.  
 3 sections, 2 risers. Ø: 55, 45, 38mm.  
 Leg Ø: 30mm.  
 1 levelling leg.



**B6039CS**  
**WIND UP STAND 39**

181cm 71.3in	370cm 145.7in	201cm 79.1in	142cm 55.9in	24kg 52.9lb
30kg 66.1lb	28mm 1" 1/8"	16mm 5/8"		

Chrome steel stand.  
 3 sections, 2 risers. Ø: 55, 45, 38mm.  
 Leg Ø: 30mm.  
 1 levelling leg.

# SUPER WIND UP STANDS

## **B6029X** STAINLESS LOW BASE SUPER WIND UP 29 STAND

				
140cm 55.1in	290cm 114.2in	156cm 61.4in	130cm 51.2in	34kg 15lb
				
80kg 176.4lb	28mm 1" 1/8			

Stainless steel column and legs, chrome steel risers and geared column. 3 sections, 2 risers.  
Ø: 70, 60, 50mm. Leg: Ø 35mm. 1 levelling leg.  
Features braked wheels 474.



The codes B6029X, B6040X, B7018 are assembled using the foam fill wheels 474.



## B6040X STAINLESS STEEL SUPER WIND UP 40 STAND

				
172cm 67.7in	386cm 152in	196cm 77.2in	180cm 70.9in	39kg 86lb
				
80kg 176.4lb	28mm 1" 1/8			

Heavy lift stand with strengthened stainless steel column and legs, chrome steel risers and geared column. 3 sections Ø: 70, 60, 50mm. 2 risers which extended simultaneously at 4.4cm (1.7") per handle turn. Safety cable ensures simultaneous retrieval of all sections. Rapid adjustment. Leg Ø 35mm. 1 levelling leg. Features braked wheels 474.



# STRATO SAFE STANDS



## B7018 STRATO SAFE STAND 18

105cm 41.3in	175cm 68.9in	126cm 49.6in	120cm 47.2in	27kg 59.5lb
100kg 220.5lb	28mm 1" 1/8			

Aluminum legs with chrome steel column.  
Features braked wheels  
2 sections, 1 riser. Ø: 70, 60mm.  
Leg: 35x35mm.

## B150 STRATO SAFE CRANK-UP

190cm 74.8in	610cm 240.2in	225cm 88.6in	213cm 83.9in	71kg 156.5lb
70kg 154.3lb	28mm 1" 1/8			

Aluminum legs with chrome steel column.  
Features braked wheels  
5 sections, 4 riser. Ø: 90, 80, 70, 60, 50mm.  
Leg: 35x35mm.

## B150P STRATO SAFE CRANK-UP WITH PNEUMATIC WHEELS



B7043CS

**B7043CS**  
STRATO SAFE STAND 43

155cm 61in	427cm 168.1in	185cm 72.8in	182cm 71.7in	60kg 132.3lb
70kg 154.3lb	28mm 1" 1/8			

Chrome steel stand.  
Features braked wheels  
4 sections, 3 risers. Ø: 90, 80, 70, 60mm.  
Leg: 35x35mm.

**B7047CS**  
STRATO SAFE STAND 47

172cm 67.7in	467cm 183.9in	209cm 82.3in	213cm 83.9in	62kg 136.7lb
70kg 154.3lb	28mm 1" 1/8			

Chrome steel stand complet. Features braked wheels.  
3 sections, 2 risers. Ø: 90, 80, 70mm.  
Leg: 35x35mm.  
Included Wind Brace Kit B9000W.

**B9000P**  
PNEUMATIC WHEEL SET  
FOR STRATO SAFE

Set of 3 braked pneumatic wheels.

**B9000**  
HARD WHEEL SET  
FOR STRATO SAFE

10kg 22lb	70kg 154.3lb

Set of 3 braked wheels.








**B70XXFFW**  
FOAM FILL WHEEL SET  
FOR STRATO SAFE

Set of 3 foam fill wheels.

# LONG JOHN SILVER STANDS



## **B7057FF** LONG JOHN SILVER STAND WITH FOAM FILL WHEELS

				
177cm 69.7in	570cm 224.4in	224cm 88.2in	240cm 94.5in	85kg 187.4lb
				
120kg 264.6lb	28mm 1" 1/8			

Heavy duty stand complete with foam fill braked wheels. 5 sections, 4 risers. Includes Wind Brace Kit.



**B7034FF**  
**LONG JOHN SILVER**  
**JUNIOR STAND**  
**WITH FOAM FILL WHEELS**

				
127cm	340cm	155cm	155cm	70kg
50in	133.9in	61in	61in	154.3lb

	
120kg	28mm
264.6lb	1" 1/8

Heavy duty stand. 4 sections, 3 risers.





# OVERHEAD STANDS



A3059CS

## A3042CS OVERHEAD STAND 42

143cm 56.3in	423cm 166.5in	135cm 53.1in	129cm 50.8in	11,8kg 26.6lb
40kg 88.2lb	28mm 1" 1/8	115mm 4.5in	A9000N	

Chrome steel stand.  
4 sections, 3 risers. Ø: 45, 40, 35, 30mm.  
Leg: 25x25mm.

## A3059CS OVERHEAD STAND 59

177cm 69.7in	588cm 231.5in	167cm 65.7in	129cm 50.8in	14kg 30.9lb
40kg 88.2lb	28mm 1" 1/8	115mm 4.5in	A9000N	

Chrome steel stand.  
4 sections, 3 risers. Ø: 45, 40, 35, 30mm.  
Leg: 25x25mm.

### STANDARD BASE

## A3043CS OVERHEAD STAND 43 WITH BRAKED WHEELS

153cm 60.2in	432cm 170.1in	150cm 59.1in	154cm 60.6in	16kg 35.3lb
40kg 88.2lb	28mm 1" 1/8	115mm 4.5in		

Chrome steel stand complete with braked wheels.  
4 sections, 3 risers. Ø: 45, 40, 35, 30mm.  
Leg: 25x25mm.

## A3058CS OVERHEAD STAND 58 WITH BRAKED WHEELS

186cm 73.2in	579cm 228in	182cm 71.7in	154cm 60.6in	18,3kg 40.3lb
40kg 88.2lb	28mm 1" 1/8	115mm 4.5in		

Chrome steel stand complete with braked wheels.  
4 sections, 3 risers. Ø: 45, 40, 35, 30mm.  
Leg: 25x25mm.  
Important! Counterweight sandbags must always be used on the legs to ensure safe, stable operation even at full height extension.










### ROLLER BASE



A3058CS

### A3056CS









## WIDE BASE OVERHEAD STAND 56

				
199cm 78.3in	557cm 219.3in	195cm 76.8in	196cm 77.2in	16,8kg 37lb
				
40kg 88.2lb	28mm 1" 1/8	115mm 4.5in	A9000N	


Chrome steel stand.  
4 sections, 3 risers. Ø: 45, 40, 35, 30mm.  
Leg: 25x25mm.  
1 levelling leg.

### A3065CS

## WIDE BASE OVERHEAD STAND 65

				
189cm 74.4in	638cm 251.2in	197cm 77.6in	204cm 80.3in	21,4kg 47.2lb
				
30kg 66.1lb	28mm 1" 1/8	115mm 4.5in		

Chrome steel stand.  
5 sections, 4 risers. Ø: 50, 45, 40, 35mm.  
Leg: 30x30mm.  
2 levelling legs.



A3065CS

# ACCESSORIES **STANDS**



**C626**  
LONG STEEL STAND  
EXTENSION



1,89kg 28mm 16mm 28mm  
4.2lb 1" 1/8 5/8" 1" 1/8

Chrome lenth plated steel extension.  
Lenght 52cm (20.5").



**C624**  
MEDIUM STEEL STAND  
EXTENSION



1,72kg 28mm 16mm 28mm  
3.8lb 1" 1/8 5/8" 1" 1/8

Chrome lenth plated steel extension.  
Lenght 39cm (15.4").



**C622**  
SMALL STEEL STAND  
EXTENSION



1,59kg 28mm 16mm 28mm  
3.5lb 1" 1/8 5/8" 1" 1/8

Chrome lenth plated steel extension.  
Lenght 28cm (11").



**C590**  
CONKA BONKA



28mm 28mm  
1" 1/8 1" 1/8

Set of 3 Cine extensions.

Long version:  
extension 675mm (26,5")  
total length 790mm (31,1")  
weight 1,75kg (3,86lb).

Medium version:  
extension 270mm (10,6")  
total length 385mm (15,2")  
weight 1,25kg (2,76lb).

Short version:  
extension 150mm (5,9")  
total length 265mm (10,4")  
weight 1,09kg (2,40lb).



**027**  
STAND HOLDER



2,8kg  
7.5lb

Holder for 8 light stands. Width: 115cm (45.3").  
Distance between fixing holes: 64.4cm (23.4").  
Depth: 19cm (7.5").



**087WBK**  
WIND-BRACING KIT

3 rope wind-bracing kit.  
Length: 10m (393.7").  
Not supplied with the stand.



**A9000N**  
BRAKED WHEELS



3,3kg  
7.3lb



90kg  
198.4lb

Ø: 100mm for 20x20 and 25x25mm.  
Square legs. Set of three.

**A9000NB**  
BRAKED WHEELS  
BLACK FINISH VERSION



**G100-2**  
SMALL SAND BAG



6kg  
13.3lb



**G300**  
EXTRA LARGE SAND BAG



35kg  
77.2lb

**G200-1**  
LARGE SAND BAG



10kg  
22lb

\* Please note: sand bags are sold empty



# LIGHT CONTROL







Avenger offers you what you need for lighting control on the set: from scrims and flags to butterflies with different textiles, swivelling kits, and metallic flags. Completing this family a range of accessories: from polyholders to traditional frames, to fold away frames.



# LIGHT CONTROL

## FABRIC SPECIFICATION

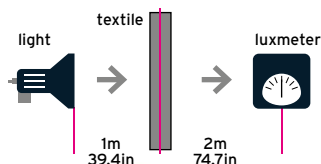
Fabric	Fabric width [meters]	Light loss [stops]	Scrim colour code
Black Commando (solid)	2	100%	
Black Single Net	7.32	0.7	
Soft Diffuser	1.5	2.5	
Soft Diffuser	1.5	1.8	
Silver / White	1.5	1.4	
Sunfire / Silver	1.5	100%	
CromaKey Green	1.3	100%	
Sunfire / White	1.5	100%	
Silver / Gold	1.1	100%	
Silk (artificial)	1.5	1.6	Yellow
Silk 1/4 Stop (scrim)	2.95	0.8	Blue
China Silk	1.36	1.2	Purple
Black Single (scrim)	7.32	0.8	Green
Black Double (scrim)	7.32	1.5	Red
Black Triple (scrim)	7.32	2.9	Black
White Single (scrim)	7.32	0.7	White
White Double (scrim)	7.32	1	Grey
White Triple (scrim)	7.32	1.6	Brown

### FABRIC WIDTH SEAM

The measures in the column show the maximum width of different fabrics used for our butterfly textile system; you can calculate how many seams the butterfly textile has, depending on the type and size chosen. For example, the Black Commando 20x20ft (600x600cm), with a fabric width of 2m (78.7"), has 2 seams, whereas the Black Single of the same size has no seams.

### LIGHT LOSS

The chart shows the light loss of an incandescent light source. The main light reading is 32 9/10 F Stop. The light loss has been calculated positioning the luxmeter at 2m (8.7") from the light source and the butterfly textile halfway between them.



Fabric swatch book (code I999)


## SCRIMS AND FLAGS

Made of steel spring tube combined with unique fabrics, Scrim and Flags are light and strong and cut or soften light with great effects. To achieve the ideal positioning performance of Scrim and Flags, Avenger provides a complete Grip Head system. All textiles are also sold separately as spares in case your originals become damaged.

Fabric	Size (Inches) Size [cm]	12x18 30x45	18x24 45 x 60	24x30 60x75	24x36 60x90	30x36 75x90	48x48 120x120
Solid Black Flag	I 600B		I 650B	I 700B	I 750B	I 780B	I 1024
Black Single Scrim	-		I 650S	-	I 750S	-	I 790S
Black Double Scrim	-		I 650D	-	I 750D	-	I 790D
Black Triple Scrim	-		-	-	I 750T	-	-
White Single Scrim	-		-	-	-	-	I 790SW
White Triple Scrim	-		-	-	-	I 780TW	I 790TW
Silk (artificial) Scrim	-		-	-	I 750K	-	I 790K

IMPORTANT: SPECIAL ORDER ONLY. DELIVERY FROM 8 TO 10 WEEKS.





**HIGH QUALITY**

Every item is made with care for all details from cutting to sewing of the material to the frame. A special design of the frame allows perfect 90° corners without losing elasticity of the frame.

**SPARE PARTS**

The unique design of our scrims and flags allows them to be repaired easily. A velcro locking system fixes the cover to the frame while a built in pin maintains the perfect tension in the steel wire. To order spare part covers for scrims and flags add the letter "R" in front of the order code. I.e. R1650K is the spare part cover for the item 1650K SILK SCRIM.

**LABELLING**

A label sewed close the handle will tell you the dimension of the frame in inches and centimetres.

**SCRIMS AND COLOUR CODES**

All our scrims are made using high temperature resistance Webbing. We used a colour code system to easily identify the different kind of textile; see table.

Silk (artificial)	Yellow	Black Triple (scrims)	Black
Silk 1/4 Stop	Blue	White Single (scrims)	White
China Silk	Purple	White Double (scrims)	Grey
Black Single (scrims)	Green	White Triple (scrims)	Brown
Black Double (scrims)	Red		

## COLLAPSIBLE SCRIMS AND FLAGS

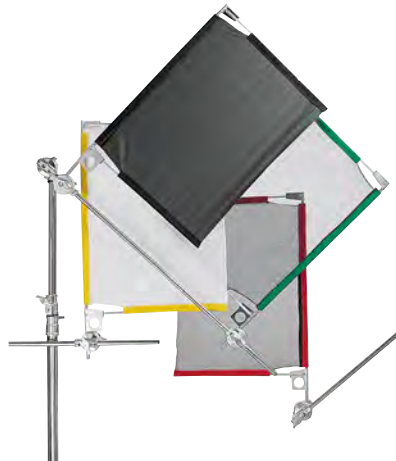
Innovative and easy to use, this collapsible frame system lets you save space and, at the same time, protect scrims during transport.



Order Notes: Frame & Textile must be ordered separately.

Fabric	Size [cm]	30x45	45 x 60
	Size (Inches)	12x18	18x24

Black Single Scrim	I 610S	I 660S
Black Double Scrim	I 610D	-
Silk (artificial)	I 610K	I 660K



# LIGHT CONTROL

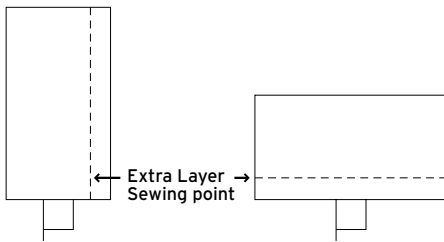
## FLOPPIES AND CUTTERS

Fabric	Code	Size [inches]	Size [cm]
Meat Axe Flag	I 1010	30x36	75x90
Cutter	I 1020	10x42	25x106
Cutter	I 1021	18x18	46x120
Floppy Cutter	I 1030	24x72	60x182
Floppy Cutter	I 1031	48x48	120x120

To order spare part covers for floppies and cutters add the letter "R" in front of the order code. I.e. R11021, is the spare part cover for the item I1021 CUTTER 18x48".



All our flags, floppies and cutters are made using a strong webbing all around the frame, to protect the edges from wear.



Floppies are Cutters made with an additional piece of fabric, which is fixed with velcro and can be unfolded, becoming twice its original size. See drawing to understand where the extra layer is sewed on the frame.



Made of Black Commando fabrics, Cutters and Floppies stop light completely and are used to control or cut illumination sources, whether natural or artificial. They can also be used to protect camera lenses from flare.

---

## OVAL REFLECTORS

Fabric	Size [inches]	48x35	73x48
	Size [cm]	120x90	185x120
Sunfire / White		-	I 6208
Silver / White		I 4831	I 6231
Silver / Gold		I 4834	

DISCONTINUED





## LIGHT CONTROL

40cm  
(15.7")

25cm  
(9.8")



### D340 CAMERA FLEXTENTION KIT



0,6kg  
1.3lb

Flextension Arm, with 2 Mini Clamps, 3/8" Adapter, 10mm Socket Adapter, Black Plastic Flag.



### I800 BLACK METAL FLAG



0,3kg  
0.7lb

Thickness: 1mm (0.04").

### F1504 FOAMCORE FORK 16MM PIN



0,25kg  
0.6lb



16mm  
5/8"

Similar to the F1501, but includes four pointed pins to mount thicker foam core or gator-board. Mounts via a 16mm (5/8") pin.



### I43F FORK



0,14kg  
0.3lb

Fork attachment for styrene gobos: supplied with 1/4" and 3/8" female attachment. Size 12.5x20cm (4.9x7.9").





**F1521**

**50MM (2") POLYHOLDER WITH 16MM SPIGOT**

-  2kg  
4.4lb
-  16mm  
5/8"

The polyholder has a 16mm (5/8") spigot. The "board" clamp has two sides, one white for the reflective side of the polystyrene; one black for the black lightstopping side. It doesn't damage the poly.  
Plate dimensions: 150x220mm (5.9x8.7").



**D750**

**40MM (1.6") TELESCOPIC POLYHOLDER**

-  2,5kg  
5.5lb
-  15kg  
33.1lb
-  16mm  
5/8"

Max size holding: 156cm (61.4").  
Folded length: 91cm (35.8").  
Polystyrene is one of the most widely used light bouncers, but it's not the easiest material to handle. Now our Polyholder gives you total control. It grips any thickness, is telescopic to hold most full sheet sizes; then just fixes into the lighting Grip Head D200 mounted on a stand or clamp. What could be easier?



**F1501**

**30MM (1.2") POLYHOLDER**

-  0,8kg  
1.8lb
-  16mm  
5/8"

A foamcore support clamp to enable precise positioning. Mounts via a 16mm (5/8") socket.



**I8030CB**

**MOUNTING STIRRUP FOR 40" REFLECTOR BOARD**



-  2,5kg  
5.5lb
-  16mm  
5/8"

Will fit reflector board from 5mm (0.2") to 25mm (1") thickness. Board not supplied.



**D705B**

**LONG COLLAPSIBLE REFLECTOR HOLDER**


-  0,8kg  
1.8lb
-  16mm  
5/8"

Long Extension Arm.  
Max Length: 185cm (72.8") - Min Length: 66cm (26").



**D700B**

**COLLAPSIBLE REFLECTOR HOLDER**

-  0,7kg  
1.5lb
-  16mm  
5/8"

Extension Arm.  
Max length: 122cm (48") - Min length: 47cm (18.5").

## LIGHT CONTROL

### BUTTERFLY TEXTILES

Fabric	Size [cm] Size (feet)	120x120 4x4	240x240 8x8	360x360 12x12	600x600 20x20
Black Commando	-	-	-	-	I 930BL*
Black Single Net	-	-	-	I 920BSN	I 930BSN
Black Double Net	-	-	-	I 920BDN	I 930BDN
Silk (artificial)	-	I 915K*	I 920K*	I 930K*	-
Silk 1/4 Stop	-	-	-	I 920K4*	-
Soft Diffuser (Grid)	I 905SD	-	-	I 920SD*	I 930SD*
Soft Diffuser Light (Light Grid)	-	I 915SDL*	I 920SDL*	I 930SDL*	-
Silver / White	-	I 915SW*	I 920SW*	-	-
White / Gold	-	-	-	-	I 930WG*
Sunfire / Silver	-	I 915SUS*	-	-	-
CromaKey Green	-	-	-	I 920CKG*	I 930CKG*

\* Textile obtained by sewing two or more pieces of fabric together.



## FOLD AWAY FRAME

Code	Frame Size [feet]	Frame Size [cm]	Tube Thickness [mm]	Frame Support	Transport Dimension [mm]	Weight [kg]
H2006	6x6	183x183	2	Ear Type 2	1915x150x30	6,6
H2008	8x8	244x244	2	Ear Type 2	2525x150x30	11,3
H2010	12x8	366x244	2	Ear Type 2	3740x150x30	14,4
H2012	12x12	366x366	2	Ear Type 2	3740x150x30	17,6




**FOLD-OUT AND SET UP**  
Just fix the frame holder and it is ready to mount!  
To order Ear support alone use code RH02015.

**FOLD-DOWN AND BRING UP**  
Need to move the frame quickly from set to set? No problem, just remove the frame holder, fold down the frame and carry the frame with the textile still fitted!



## FOLD AWAY FRAME COMPACT

Code	Frame Size [feet]	Frame Size [cm]	Tube Thickness [mm]	Frame Support	Transport Dimension [mm]	Weight [kg]
H2508	8x8	244x244	2	Ear Type 2	1298x165x85	13
H2512	12x12	366x366	2	Ear Type 2	1905x165x85	16



**FOLD-DOWN AND BRING UP**  
Fold Away Compact is the evolution of the standard version. A locking mechanism allows the frame to be folded even smaller for even easier transportation.



## LIGHT CONTROL

### LIGHTWEIGHT FRAME

The Avenger Fast-Loc Frame kit is lightweight and quick to set up. The square section aluminum tubes slide and lock together to provide a strong frame which supports lighting control textiles of (6'x6' in size).

Code	Frame Size [feet]	Frame Size [cm]	N. of tubes per side	Tube Length x Thickness mm	Tube Connection	Frame Support	Weight [kg]	Optional Frame Bag
H660	6x6	183x183	1	1205x1.4	insert	Stud Type x2	6,9	H6BAG



Stud Type (code RH01051).



The Manfrotto Butterfly Frames uses two methods of support. Ear and Stud as illustrated.



Ear Type (code RH01016).



Insert tube connection.

### MODULAR FRAMES

Heavy Duty 3mm square section tubes-slot and pin-lock together, rapidly providing a stable frame for lighting control textiles. By reducing or adding tubes you can create any frame size.

Code	Modular frame size [feet]	Modular frame size [cm]	N. of tubes per side	Tube Length x Thickness [mm]	Tube Connection	Frame Support	Weight [kg]	Optional Frame Bag
H600M	6x6	183x183	1	1205x3	Pin	Ear Type x2	11,4	H6BAG
H800M	8x8	244x244	2	1205x3	Pin	Ear Type x2	13,6	H6BAG
H1200M	12x12	366x366	3	1205x3	Pin	Ear Type x2	19	H6BAG
H2000M	20x20	610x610	5	1205x3	Pin	Ear Type x2	32,6	H6BAG





## D.I.Y. BUTTERFLY PIPE CORNER KIT

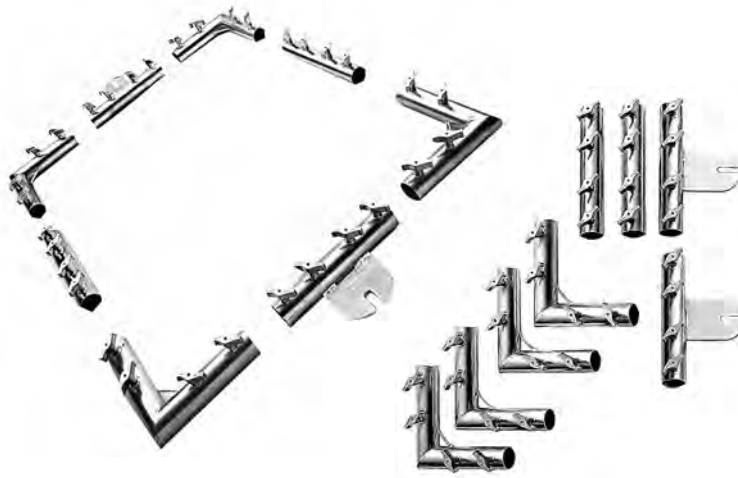
Pipe specifications for use with the D.I.Y Butterfly Pipe Corner Kit.

Code	Nominal Bore [inches]	Outside Diameter [inches]	Nominal Bore [mm]	Outside Diameter [mm]
H9000	1 1/2"	1 29/32"	38	48.3

This kit give you the possibility of making frames of any dimension, using standard aluminum pipes.



Pipe connection.






# SYSTEMS










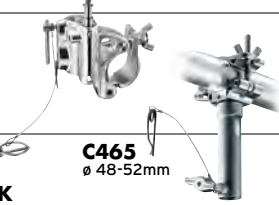












Presenting an incredible offer of different products to support both lighting and other gear in the set. This family is divided into several sub-families which flexibility and modularity allow to solve any problem of use in a quick and safe way. Here you will find pipe clamps, stage clamps, grab clamps, wall plates, Autopole, telescopic hangers, arms, pump cups, booms... you just have to pick one!

# SYSTEM PROPERTIES



Gravity Casting: All the strategic aluminum components which have to guarantee safety of the product are made using the Gravity Casting technology. This process excludes any possibility of having air bubbles getting into the casting.

max load [kg/lb]

500kg 1102.3lb	<b>C460**</b> ø 48-52mm 	<b>C4460*</b> ø 42-52mm 	<b>C4469</b> ø 42-52mm 	
300kg 661.4lb	<b>C4560*</b> ø 42-52mm 			<b>C345</b> <b>C345K</b> <b>C345BK</b> ø 42-52mm <b>C465</b> ø 48-52mm <b>C4465</b> ø 42-52mm
250kg 551.2lb				<b>C100</b> ø 20-55mm 
200kg 440.9lb	<b>C261B*</b> ø 42-60mm 			<b>C262B</b> ø 42-60mm 
150kg 330.7lb	<b>C339*</b> ø 40-65mm 			
100kg 220.5lb				<b>C337</b> ø 40-70mm
75kg 165.3lb				<b>C339UH</b> ø 40-65mm 
50kg 110.2lb		<b>C339BB</b> ø 40-65mm		<b>C150</b> ø 28-78mm 
40kg 88lb				
15kg 33.1lb		<b>C1575</b> <b>C1575B</b> ø 13-55mm 	<b>C1550</b> ø 13-55mm 	
10kg 22lb		<b>C500</b> ø 15-80mm 		

spigot/socket type

○  
12,5mm\* or 14mm\*\*  
hole

⊥  
female  
16mm - 5/8"

⊥  
female  
28mm - 1" 1/8













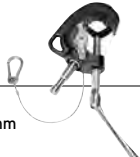









**Quick Action Device:** This mechanical concept allows an incredible speed in locking and unlocking the clamp's jaws. The Quick Action line of clamps consists of four models that in dimension, load capacity (up to 100kg) and coupling range (up to 50mm).



**Multifix:** The Multifix feature of the "System" product family offers an incredible range of different attachments. Thank to the Multifix system the user can hang the product in a various ways. The clamps are manufacturer with multi attachment points or a single attachment points available with a variety of different fixing accessories.

<b>C464</b> ø 48-52mm 	<b>C462</b> ø 48-52mm 	<b>C461</b> ø 48-52mm 			500kg 1102.3lb
<b>C4464</b> ø 42-52mm 	<b>C4462</b> ø 42-52mm 	<b>C4461</b> ø 42-52mm 			
<b>C4564</b> ø 48-52mm 				<b>C463</b> ø 48-52mm 	300kg 661.4lb
					250kg 551.2lb
<b>C263B</b> ø 42-60mm 		<b>C265B</b> ø 42-60mm 		<b>C264B</b> ø 42-60mm 	200kg 440.9lb
			<b>C339SP</b> ø 40-65mm 		150kg 330.7lb
	<b>C210</b> ø 10-55mm 				100kg 220.5lb
	<b>C339UH</b> ø 40-65mm 				75kg 165.3lb
	<b>C338</b> ø 20-52mm 				50kg 110.2lb
	<b>C345-C345K</b> <b>C345BK</b> ø 42-52mm 				40kg 88lb
					15kg 33.1lb
	<b>C150</b> ø 28-78mm 	<b>C500</b> ø 15-80mm 			10kg 22lb

●  
M12

●  
male  
16mm - 5/8"

●  
male  
28mm - 1" 1/8

●  
pulley

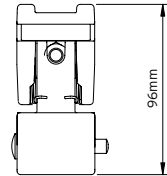
●  
eyebolt



**C1575B**  
**SUPER CLAMP**






 0,45kg  
 1lb
  15kg  
 33.1lb
  16mm  
 5/8"
  1/4"

Ideal clamp for Cine, Broadcast or Lighting & Entertainment applications. Clamping system achieved via a metal knob ensuring extra solidity. Works on diameters from 13mm to 55mm.

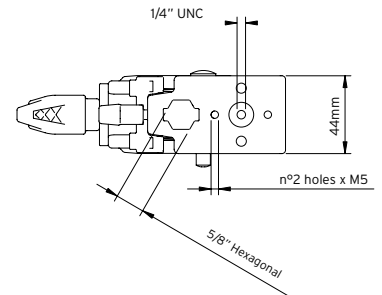
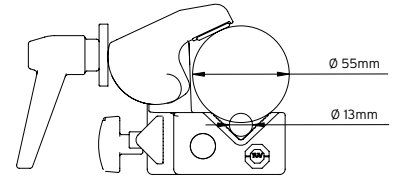



**C1575**  
**SUPER CLAMP**  
 CHROME FINISH VERSION

**C1550**  
**HEAVY DUTY**  
**SUPER CLAMP**


 0,45kg  
 1lb
  15kg  
 33.1lb
  16mm  
 5/8"
  1/4"
  GC

Extra strong version of Super Clamp because of a special manufacturing process named gravity casting, allowing heavier manipulation. Works on diameters from 13mm to 55mm.

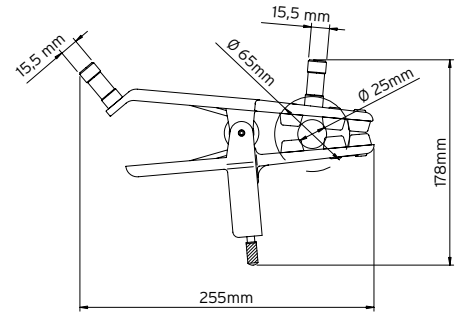



### C1525

## SKY HOOK

 0,8kg 18lb	 16mm 5/8"	 16mm 5/8"
--	--	--

Gaffer grip with adjustable jaws.  
Grip from: 25mm to 65mm.

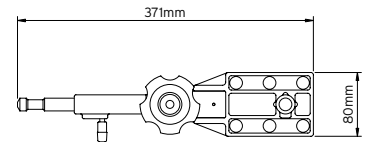
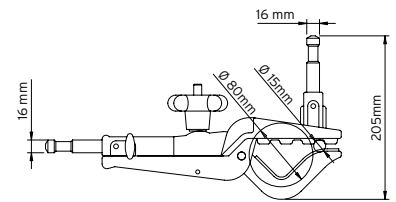


### C500

## PELICAN GAFFER GRIP

 1,4kg 3.1lb	 10kg 22lb	 16mm 5/8"	 16mm 5/8"	 16mm 5/8"	
---	--	--	--	--	---

Works on diameters from 15mm to 80mm.



### C155

## SAFETY CABLE

Diameter 4mm. Length 100cm (39.4").

### C155-01

## SAFETY CABLE

Diameter 3,5mm. Length 70cm (27.6").

### C155-02

## SAFETY CABLE





Diameter 5mm. Length 70cm (27.6").



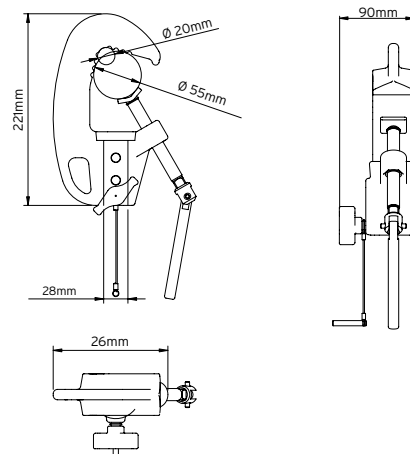
# CLAMP SYSTEM

## C100

### JUNIOR PIPE CLAMP WITH 28MM SOCKET

			
0,21kg 0.5lb	250kg 551.2lb	28mm 1" 1/8"	

Works on diameters from 20mm to 55mm.

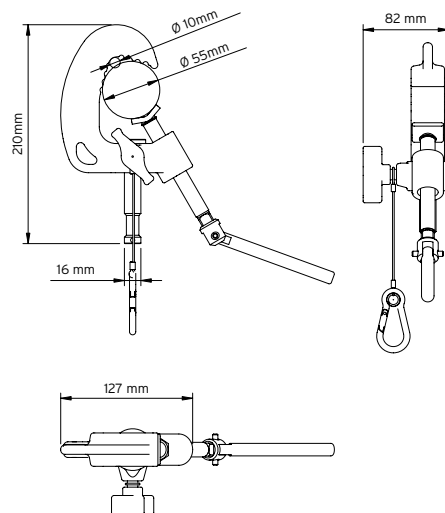



## C210

### BABY PIPE CLAMP WITH 16MM STUD

			
0,62kg 1.4lb	100kg 220lb	16mm 5/8"	

Works on diameters from 10mm to 55mm.



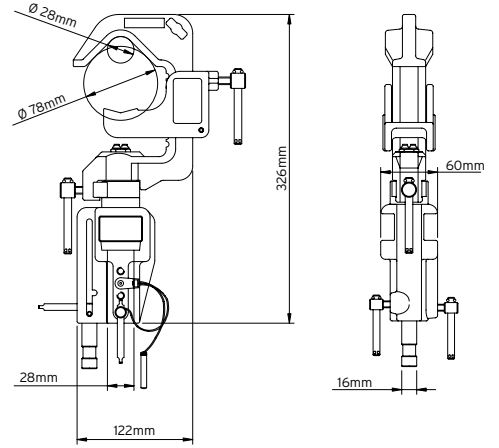
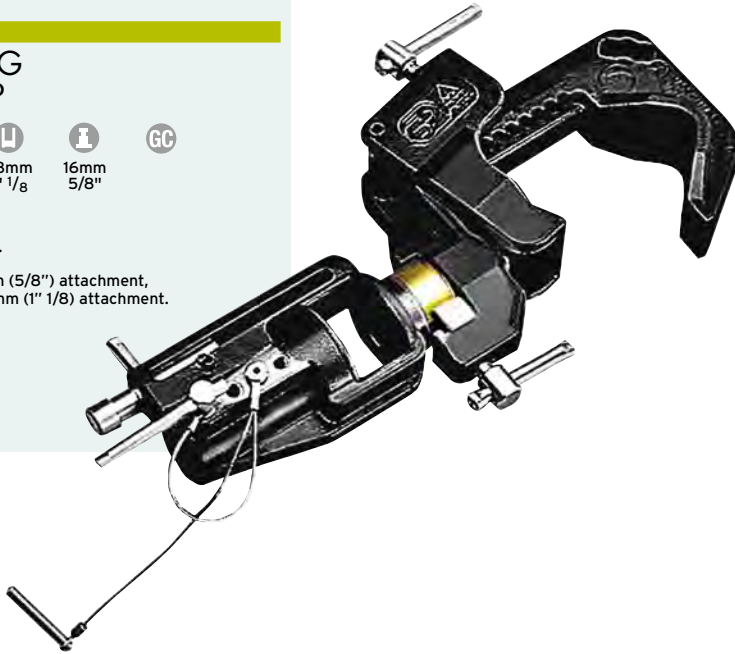
### C150

## SWIVELLING "C" CLAMP

				
1,6kg 3.5lb	10/75kg* 22lb 165.3lb	28mm 1" 1/8"	16mm 5/8"	

Works on diameters  
from 28mm to 78mm.

\* 10kg (22lb) on 16mm (5/8") attachment,  
75kg (165.3lb) on 28mm (1" 1/8) attachment.



### C296

## STAGE CLAMP WITH 28MM SOCKET

		
0,75kg 1.65lb	50kg 110lb	28mm 1" 1/8"




Works on diameters from 45mm to 65mm.



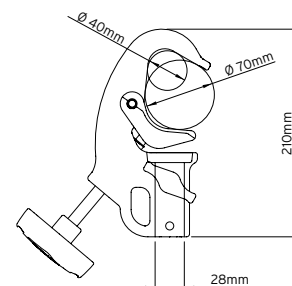
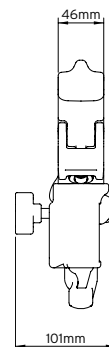
# CLAMP SYSTEM

## C337

### 28MM BUSHING QUICK ACTION JUNIOR CLAMP




		
1,43kg 3.2lb	100kg 220.5lb	28mm 1" 1/8"

Made in gravity cast aluminum, this clamp is ideal to hang all types of luminaries in TV studios and theaters. Its incredible "coupling range" sets almost no limitations to its capability to clamp to almost all the industry standard pipe diameters. To meet all safety requirements, we have designed a dedicated slot for flexible steel safety cables. Supplied with T-top padded handle to improve grip. Pipe size 40-70mm.

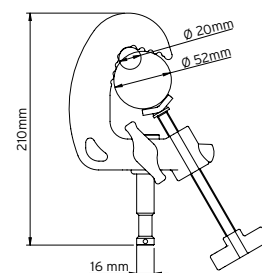
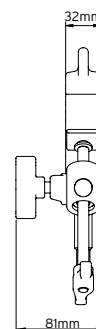


## C338

### 16MM PIN QUICK ACTION BABY CLAMP

		
0,9kg 2lb	50kg 110.2lb	16mm 5/8"

Very slim and lightweight, this version has been designed for small luminaries, virtually unlimited in application. To meet all safety requirements, we have designed a dedicated slot for flexible steel safety cables. Pipe size 20-52mm.



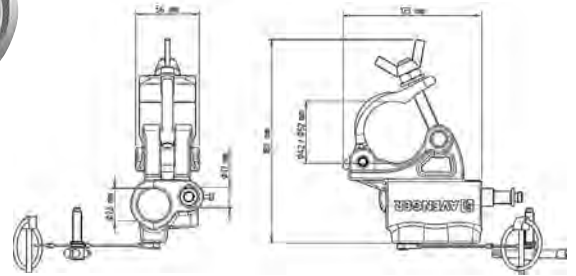


**C345**  
**BARREL CLAMP**






				
0,9kg 2lb	40/300kg* 88.2lb 661.4lb	28mm 1" 1/8	16mm 5/8"	16mm 5/8"
				

Works on diameters from 42mm to 52mm.

\* 40kg (88.2lb) on 16mm (5/8") attachment,  
 300kg (661.4lb) on 28mm (1" 1/8) attachment.

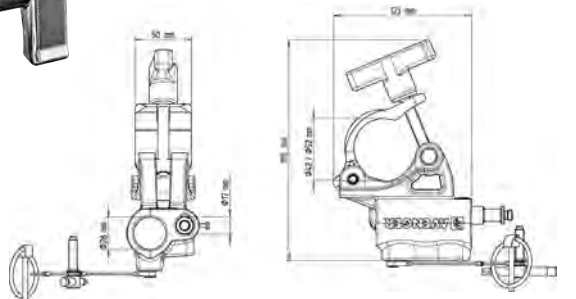


**C345K**  
**BARREL CLAMP AND KNOB**

				
0,95kg 2.1lb	40/300kg* 88.2lb 661.4lb	28mm 1" 1/8	16mm 5/8"	16mm 5/8"
				

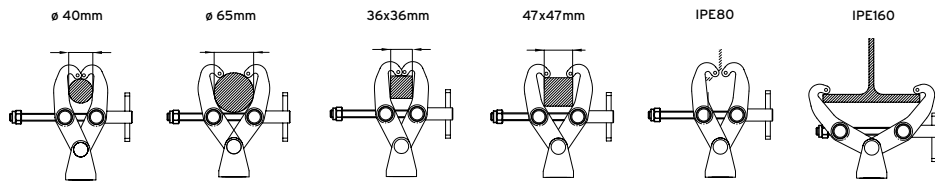
Works on diameters from 42mm to 52mm.

\* 40kg (88.2lb) on 16mm (5/8") attachment,  
 300kg (661.4lb) on 28mm (1" 1/8) attachment.



**C345BK**  
**BARREL CLAMP AND KNOB**  
 BLACK FINISH VERSION

# CLAMP SYSTEM



Clamp Range: 40mm to 65mm




Clamp Range: 36mm to 47mm

Clamp Range: IPE 80 to IPE 160  
HEB 80 to HEB 160

The Grab Clamp is flexible and fast to use thanks to its pincer jaw design and rapid locking and release mechanism. It can be fixed to a wider range of supports than traditional clamps and is suitable for use in TV, video and photographic studios, theatres and rigging structures. The Grab Clamp will hold all kinds of lights, scenery, monitors and much more besides. The Grab Clamp has been designed to be mounted on a wide range of beams, pipes and bars, whether round, square or rectangular in section. It needs no adapter - just open and clamp it.

## C339

### GRAB CLAMP



-  1,2kg  
2.6lb
-  150kg  
330.7lb
-  12,5mm  
hole

Supplied without attachment, but with a 12,5mm hole for custom fixings.



## C339BB

### GRAB CLAMP WITH 16MM BUSHING

-  1,35kg  
3lb
-  50kg  
110.2lb
-  28mm  
1" 1/8"

Comes with 16mm bushing complete with push button for extra-safe attachment.



### C339UH

## DOUBLE GRIP HEAD




			
1,95kg 4.3lb	75kg 165.3lb	28mm 1" 1/8	16mm 5/8"

Provided with a universal fixed (non-rotating) head.



### C339SP

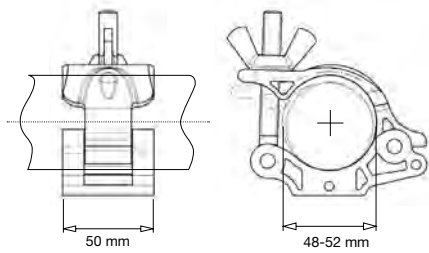
## GRAB CLAMP WITH SPINNING PULLEY

		
1,65kg 3.6lb	150kg 330.7lb	pulley

Fitted with a 100mm diameter pulley to offer a quick and robust hanging point for TV and theatre sceneries.






# LP EYE COUPLER **SYSTEM**



EYE COUPLER family: safer, easier to use and lighter, with the reliability and high performance that you expect from Manfrotto. The new high-performance EYE COUPLER range has been developed with professional users' needs in mind. Improved safety, full TÜV certification, optimised ergonomic and unique design are the key features of new EYE COUPLERS, developed for professionals in entertainment and film industries.






## **C460** LP EYE COUPLER

 0,36kg  
 500kg  
 13mm hole

The base model of LP Eye Coupler for any customised application.






## **C461** LP EYE COUPLER WITH 28MM TV SPIGOT

 0,57kg  
 500kg  
 28mm  
 1.3lb 1102.3lb 1" 1/8

Supplied with 28mm spigot for TV/broadcast luminaires.






## **C462** LP EYE COUPLER WITH 16MM SPIGOT

 0,41kg  
 500kg  
 16mm  
 0.9lb 1102.3lb 5/8"

Designed with 16mm spigot suitable for lightweight luminaires.




## **C463** LP EYE COUPLER WITH LIFTING RING

 0,55kg  
 300kg  
 eyebolt  
 1.2lb 661.4lb



Provided with lifting ring for multipurpose use with chains, wires and ropes.





#### C464

### LP EYE COUPLER WITH M12 BOLT PLUS NUT


 0,40kg 500kg M12x27  
 0.9lb 1102.3lb

Supplied with M12 bolt and nut for custom solutions.



#### C465

### LP EYE COUPLER WITH 28MM BUSHING

 0,84kg 300kg 28mm  
 1.3lb 661.4lb  1" 1/8

Designed with 28mm bushing suitable for 2K+stirrup luminaires.



#### C481

### 90° FIXED LP EYE COUPLER

 0,76kg 300kg  
 1.7lb 661.4lb

Twin couplers fixed at 90° for firm, quick and easy interconnection for truss, bars or pipes.



#### C482

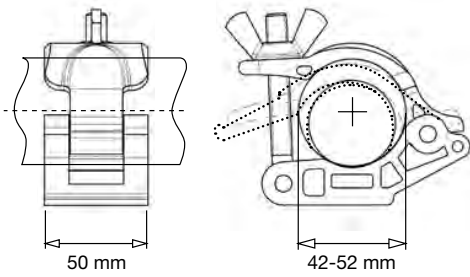
### SWIVEL LP EYE COUPLER

 0,76kg 300kg  
 1.7lb 661.4lb

Twin couplers free to rotate 360° for firm, quick and easy interconnection for truss, bars or pipes.



# MP EYE COUPLER SYSTEM



MP EYE COUPLERS: wider clamp range from 42 to 52mm and special flattened shape of lower jaw.



## C4460 MP EYE COUPLER



0,39kg 500kg 12,5mm  
0.9lb 1102.3lb hole

The base model of MP Eye Coupler for any customised application.



## C4461 MP EYE COUPLER WITH 28MM TV SPIGOT



0,60kg 500kg 28mm  
1.3lb 1102.3lb 1" 1/8

Supplied with 28mm spigot for TV/broadcast luminaires.



## C4462 MP EYE COUPLER WITH 16MM SPIGOT



0,44kg 500kg 16mm  
1lb 1102.3lb 5/8"

Designed with 16mm spigot suitable for lightweight luminaires.



## C4463 MP EYE COUPLER WITH LIFTING RING



0,58kg 300kg eyebolt  
1.3lb 661.4lb

Provided with lifting ring for multipurpose use with chains, wires and ropes.



## C4464 MP EYE COUPLER WITH M12 BOLT PLUS NUT



0,43kg 500kg M12x27  
0.9lb 1102.3lb

Twin couplers fixed parallel for firm, quick and easy interconnection for truss, bars or pipes.




## C4465 MP EYE COUPLER WITH 28MM BUSHING



0,87kg 300kg 28mm  
1.9lb 661.4lb 1" 1/8




Designed with 28mm bushing suitable for 2K+ stirrup luminaires.





#### C4469

### MP EYE COUPLER WITH 16MM BUSHING

		
0,52kg 1.1lb	500kg 1102.3lb	16mm 5/8"

Supplied with 16mm spigot for light fixing accessories.

#### C4482

### SWIVEL MP EYE COUPLER


0,81kg 1.8lb

Twin couplers free to rotate 360° for firm, quick and easy coupling of trusses, bars or pipes.

#### C4485

### MP EYE COUPLER SWIVEL AND TILT TRUSS SUPPORT 150-250

	
2,78kg 6.1lb	28mm 1" 1/8"

Truss Support Coupler with a tilt/swivel connection to the stand pin. It avoids torsion and mounting problems when lifting a truss using two stands simultaneously. Min. Length 150mm (5.9"). Max. Length 250mm (9.8").

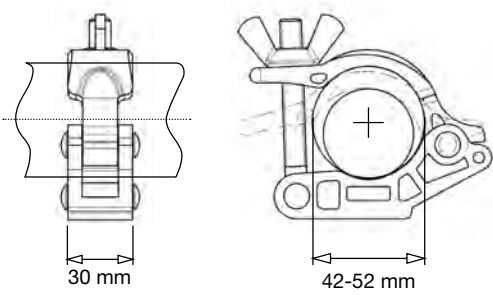
#### C4486

### MP EYE COUPLER SWIVEL AND TILT TRUSS SUPPORT 200-400

	
2,85kg 6.3lb	28mm 1" 1/8"

Min. Length 200mm (7.9"). Max. Length 400mm (15.7").

# MP EYE COUPLER **SYSTEM**



MP SLIM EYE COUPLERS: same features as MP coupler, but narrower in profile and lighter in weight.



## C4560

### SLIM MP EYE COUPLER



0,26kg  
0.6lb



300kg  
661.4lb



12,5mm  
hole

The base model of MP slimlight version Eye Coupler.



## C4564

### MP EYE COUPLER 12MM BOLT + NUT



0,3kg  
0.6lb



300kg  
661.4lb

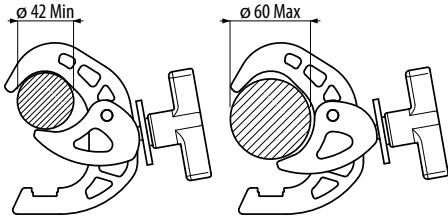


M12x27mm

Supplied with M12 bolt and nut for custom solutions.



# EYE CLAMP SYSTEM






EYE CLAMP diameter goes from 42 to 60 mm.



**C261B** DISCONTINUED




**BLACK EYE CLAMP**

 0,64kg  
 200kg  
 12,5mm hole  
 1.4lb 440.9lb



**C262B** DISCONTINUED




**BLACK EYE CLAMP  
28MM SOCKET**

 1,14kg  
 200kg  
 28mm  
 3lb 440.9lb 1" 1/8



**C263B** DISCONTINUED




**BLACK EYE CLAMP  
WING NUT**

 0,73kg  
 200kg  
 M12x20mm  
 1.6lb 440.9lb



**C264B** DISCONTINUED




**BLACK EYE CLAMP  
EYENUT**

 0,83kg  
 200kg  
 eyebolt  
 1.8lb 440.9lb



**C265B** DISCONTINUED

**BLACK EYE CLAMP  
28MM SPIGOT**

 0,85kg  
 200kg  
 28mm  
 1.9lb 440.9lb 1" 1/8



# TELESCOPIC HANGER SYSTEM

## C825 TELESCOPIC HANGER WITH UNIVERSAL HEAD

121cm 47.6in	201cm 79.1in	5,1kg 11.2lb	10/40kg 22/ 88.2lb	28mm 1" 1/8	16mm 5/8"

Max load with 16mm (5/8") spigot, 10/40kg (22/88.2lb).  
Max load with 28mm (1" 1/8) socket, 40kg (88.2lb).

## C827 LONG TELESCOPIC HANGER WITH UNIVERSAL HEAD

212cm 83.5in	381cm 150in	6,8kg 15lb	10/40kg 22/ 88.2lb	28mm 1" 1/8	16mm 5/8"

Max load with 16mm (5/8") spigot, 10/40kg (22/88.2lb).  
Max load with 28mm (1" 1/8) socket, 40kg (88.2lb).

## C820 TELESCOPIC HANGER WITH STIRRUP

117cm 46.1in	197cm 77.6in	5,4kg 11.9lb	40kg 88.2lb

Luminaire attachment - Stirrup Ø 40mm.

## C822 LONG TELESCOPIC HANGER WITH STIRRUP

210cm 82.7in	379cm 149.2in	6,8kg 15lb	40kg 88.2lb






Luminaire attachment - Stirrup Ø 40mm.





### C888UH

## TELESCOPIC HANGER WITH UNIVERSAL HEAD

					
76cm 29.9in	161cm 63.4in	5,6kg 12.3lb	10/40kg 22/ 88.2lb	28mm 1" 1/8	16mm 5/8"

Max load with 16mm (5/8") spigot, 10/40kg (22/88.2lb).  
Max load with 28mm (1" 1/8) socket, 40kg (88.2lb).



# LIGHTING BOOMS SYSTEM



## D570 EXTENSION ARM WITH SWIVEL PIN

1,1kg 16mm  
2.4lb 5/8"

Arm length: 91cm (33.8").  
16mm (5/8") female stand attachment.

## D570B DISCONTINUED EXTENSION ARM WITH SWIVEL PIN BLACK FINISH VERSION



## D600 MINI BOOM

3,6kg 16mm  
7.9lb 5/8"

Min extension 117cm (46.6").  
Max load 30kg (66.1lb).  
Max extension 212cm (83.5").  
Max load 7kg (15.4lb).  
16mm (5/8") female stand attachment.

## D600CB MINI BOOM BLACK CHROME FINISH VERSION



## D650 JUNIOR BOOM ARM

14,8kg 28mm 16mm  
32.6lb 1" 1/8 5/8"

Min extension 163cm (64.2").  
Max load 40kg (88.2lb).  
Max extension 300cm (118.1").  
Max load 10kg (22lb).  
28mm (1" 1/8) male stand attachment.

PRODUCTS BELOW ARE AVAILABLE AS OPTIONAL



**172**  
MINI  
COUNTERWEIGHT

  
1,3kg  
2.9lb



**023**  
L-PESO

  
4,3kg  
9.5lb

**022**  
G-PESO

  
6,7kg  
14.8lb

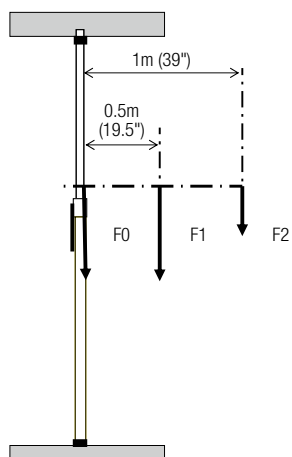


# AUTOPOLE SYSTEM **AUTOPOLE**

Unique cantilever single action locking system exerts pressure to securely wedge the rubber suction cup ends in place. Cantilever system incorporates safety lock. Floor to ceiling, or wall to wall fixing for strong vertical or horizontal support of lighting.

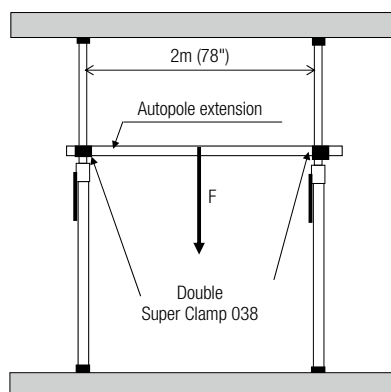
## LOADING LIMITS

The following figures are valid for use with rigid floors and ceilings, and with the protection-cups mounted on the suction-cups.



F0: maximum axial load  
F1: maximum load with 0.5m (19.5") arm  
F2: maximum load with 1m (39") arm

Models	Load		
	F0	F1	F2
032	30kg / 66lb	30kg / 66lb	15kg / 33lb
076	30kg / 66lb	30kg / 66lb	15kg / 33lb
077	30kg / 66lb	30kg / 66lb	15kg / 33lb
432-2.7	24kg / 52lb	24kg / 52lb	12kg / 26lb
432-3.7	24kg / 52lb	24kg / 52lb	12kg / 26lb



Models	Load
	F
032	20kg / 44lb
076	20kg / 44lb
077	20kg / 44lb
432-2.7	20kg / 44lb
432-3.7	20kg / 44lb

**077**  
**AUTOPOLE**

1,5kg  
3.3lb

Extends from 100cm (39.4") to 170cm (66.9").  
Pole Ø: 45mm and 40mm.

**077B**  
**AUTOPOLE**  
BLACK FINISH VERSION

**076**  
**AUTOPOLE**

1,83kg  
4lb

Extends from 150cm (59.1") to 270cm (106.3").  
Pole Ø: 45mm and 40mm.

**076B**  
**AUTOPOLE**  
BLACK FINISH VERSION

**032**  
**AUTOPOLE**

2,2kg  
4.9lb

Extends from 210cm (82.7") to 370cm (145.7").  
Pole Ø: 45mm and 40mm.

**032B**  
**AUTOPOLE**  
BLACK FINISH VERSION



077

076

032

**432-2.7**  
**AUTOPOLE 2**



2,23kg  
4.9lb

Two position variable thrust.  
Extends from 150cm (59.1") to 270cm (106").  
Pole Ø: 45mm and 40mm.

**432-2.7B**  
**AUTOPOLE 2**  
BLACK FINISH VERSION

**432-3.7**  
**AUTOPOLE 2**



2,6kg  
5.7lb

Two position variable thrust. Extends  
from 210cm (82.7") to 370cm (145.7").  
Pole Ø: 45mm and 40mm.

**432-3.7B**  
**AUTOPOLE 2**  
BLACK FINISH VERSION

**332-3.7**  
**MINI AUTOPOLE**

DISCONTINUED



1,38kg  
3lb

Extends from 210cm (82.7") to 370cm  
(145.7").  
Pole Ø: 35mm and 32mm.

**332-3.7B**  
**MINI AUTOPOLE**  
BLACK FINISH VERSION



432-2.7

432-3.7


332-3.7



# AUTOPOLE SYSTEM **AUTOPOLE ACCESSORIES**



## **032BASE** AUTOPOLE BASE

    
1,2cm 86cm 126kg  
2.6in 33.9in 49.6lb

For tubes: Ø 45mm.  
Legs Ø: 22mm.

## **032BASEB** AUTOPOLE BASE BLACK FINISH VERSION

## **032SPL** AUTOPOLE SPIRIT LEVEL

ESpirit level for use on Autopole®, or on tubes of 25mm to 60mm diameter.



## **032PC** AUTOPOLE PROTECTION CAPS

Set of four protection caps for rubber feet with inner hole.  
Ø: 16.5mm.  
Suitable for use with all Autopoles except Midi Autopole®  
332 and Mini Pole 170.



**034**

**EXTENSION TUBE**



0,53kg  
1.2lb

Autopole® Extension tube. Ø: 40mm.  
Length: 1,5m (59.1").  
Suitable for Autopole2® and Autopole®.

**034B**

**EXTENSION TUBE**

BLACK FINISH VERSION

**033**

**EXTENSION TUBE**



0,69kg  
1.5lb

Autopole® Extension tube. Ø: 40mm.  
Length: 2m (78.7").  
Suitable for Autopole2® and Autopole®.

**033B**

**EXTENSION TUBE**

BLACK FINISH VERSION

**170**

**MINI POLE**



0,87kg  
1.9lb

Spring loaded mini pole.  
Extends from 175cm (68.9") to 330cm (129.9).  
Post Ø: 25mm and 28mm.

**170**

**MINI POLE**

BLACK FINISH VERSION



034




033



170

# ARMS SYSTEM



**F900**  
**BABY TRIPLE HEADER**  
**5X16MM PIN / 16MM SOCKET**



1,3kg  
 2.9lb

Length: 65cm (25.6").



**169**  
**FIVE SOCKET BRACKET**



6,10kg  
 13.4lb



50kg\*  
 110.2lb



28mm  
 1" 1/8



28mm  
 1" 1/8

100cm (39.4") long T Bar with 5x28mm sockets for attaching up to 5 lighting fixtures. Designed to fit on stand or bracket with 28mm socket. \*When load on one side only, max load capacity: 15kg (33.1lb).



**F1200**  
**COLUMN ARM**



3,1kg  
 6.8lb



10kg  
 22lb




16mm  
 5/8"



28mm  
 1" 1/8

Length: 51cm (20.1").



**F600**  
**BABY OFFSET ARM/TWIN**  
**16MM PIN / 16MM SOCKET**

-   
 0,7kg  
 1.5lb
-   
 16mm  
 5/8"
-   
 16mm  
 5/8"

Length: 38cm (15").







**F100**  
**JUNIOR OFFSET ARM**  
**28MM PIN / 28MM SOCKET**

-   
 1,5kg  
 3.3lb
-   
 28mm  
 1" 1/8
-   
 28mm  
 1" 1/8

Length: 50cm (19.7").



**D244N**  
**VARIABLE FRICTION ARM**



-   
 1,06kg  
 2.3lb
-   
 3kg  
 6.6lb
-   
 16mm  
 5/8"
-   
 16mm  
 5/8"

Articulated arm with large locking knob to lock all 3 movements.

# PUMP CUP SYSTEM



**F1000**  
PUMP CUP WITH 16MM  
BABY SWIVEL SPIGOT

-  1,1kg  
2.4lb
-  2kg  
4.4lb
-  16mm  
5/8"

Ideal for mounting small lights and camera systems onto flat, non-porous surfaces such as glass. A perfect tool for rigging car shoots.



**F1100**  
PUMP CUP WITH 16MM  
BABY FIXED SPIGOT

-  0,7kg  
1.5lb
-  2kg  
4.4lb
-  16mm  
5/8"

Like the F1000, but with a fixed baby pin for added stability.



**F809**  
BABY PLATE WITH 90° PIN

-  0,65kg  
1.4lb
-  16mm  
5/8"

When a light stand or a clamp cannot be used to support fixtures, this baby plate with a right angle can be mounted on the wall.



**F800**  
3" BABY WALL PLATE

-  0,4kg  
0.9lb
-  16mm  
5/8"

Baby plates allow for the quick mounting of fixtures in places where light stands and clamps cannot be used. Length 3".




**F805**  
6" BABY WALL PLATE

-  0,72kg  
1.6lb
-  16mm  
5/8"

Baby plates allow for the quick mounting of fixtures in places where light stands and clamps cannot be used. Length 6".



**F808**  
9" BABY WALL PLATE

-  0,85kg  
1.9lb
-  16mm  
5/8"

Baby plates allow for the quick mounting of fixtures in places where light stands and clamps cannot be used. Length 9".





**F301**  
**BABY WALL PLATE**



0,4kg  
0.9lb



16mm  
5/8"

Baby plates allow for the quick mounting of fixtures in places where light stands and clamps cannot be used.



**F300**  
**JUNIOR WALL PLATE**



0,68kg  
1.5lb



28mm  
1" 1/8"

A wall plate with a junior receiver to mount larger fixtures.



**F810**  
**BABY PLATE WITH 16MM SWIVEL SPIGOT**



0,8kg  
1.8lb



16mm  
5/8"


Unique to the Avenger line, this baby plate allows fixtures to be fine-tuned with the built in swiveling baby pin.



# ACCESSORIES







Modularity: this is the key word representing this family. All Avenger products allow a high level of customization, find here everything you need to adapt a product to another one, creating your tailored solution.

## ACCESSORIES



### 027 STAND HOLDER

  
2,8kg  
5.7lb

Holder for 8 light stands.  
Width: 115cm.  
Distance between fixing holes: 64.4cm.  
Depth: 19cm.



### A9000N BRAKED WHEELS

   
3,3kg 90kg  
7.3lb 198.4lb

Ø: 100mm for 25x25mm  
square legs. Set of three.



### A9000NB BRAKED WHEELS BLACK FINISH VERSION

### C155 SAFETY CABLE

Diameter 4mm. Length 100cm (39.4").

### C155-01 SAFETY CABLE

Diameter 3,5mm. Length 70cm (27.6").

### C155-02 SAFETY CABLE

Diameter 5mm. Length 70cm (27.6").



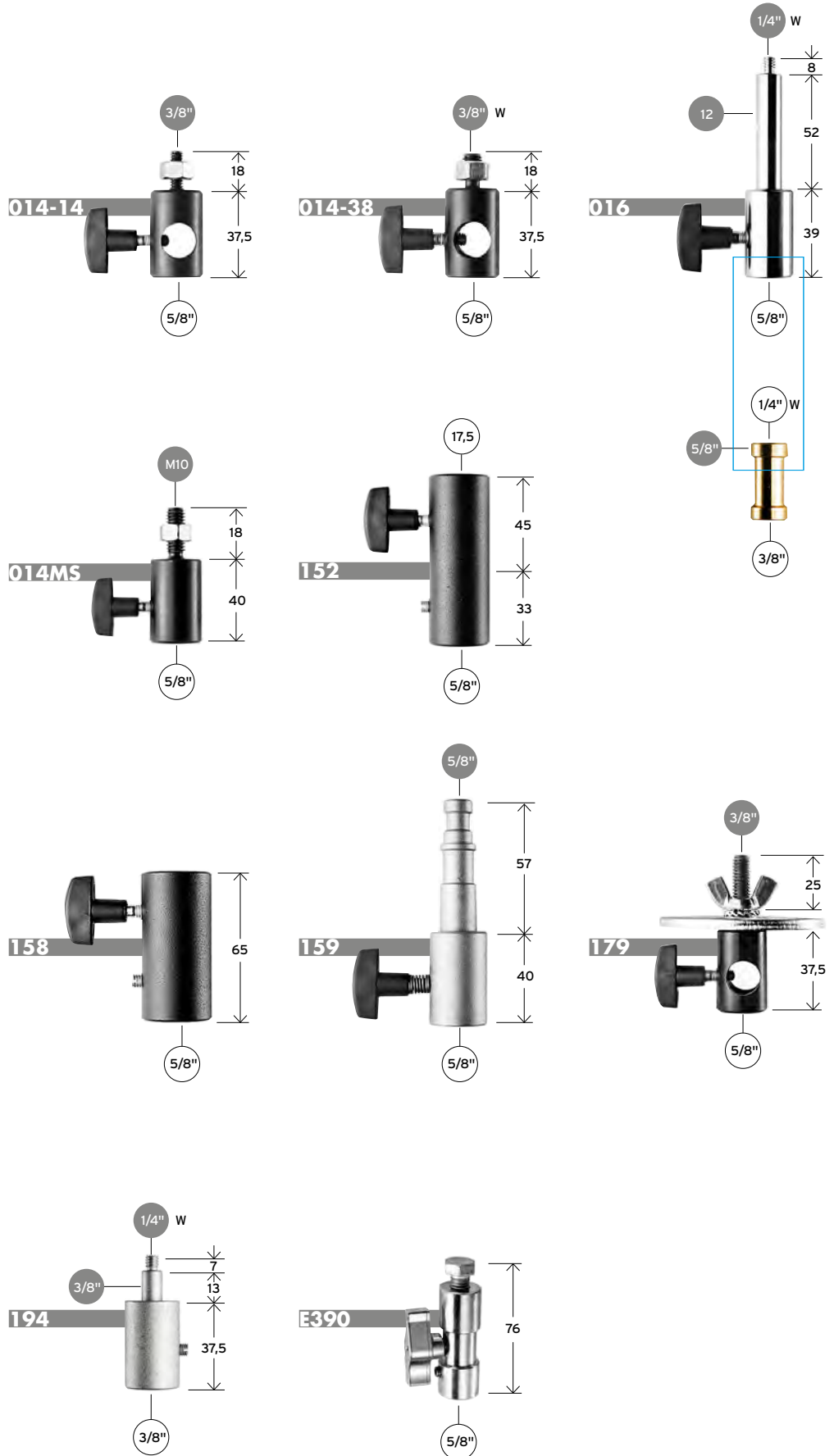
# 16mm - 5/8" FEMALE ADAPTERS

All measurements shown are metric unless otherwise stated.

5/8" Indicates an external thread or stud diameter

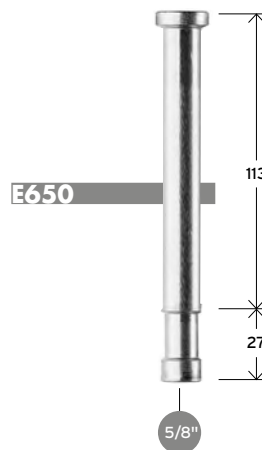
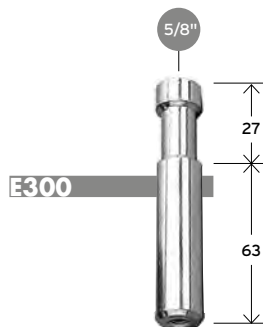
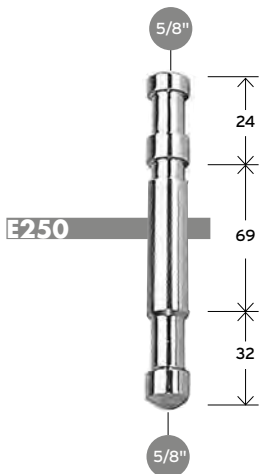
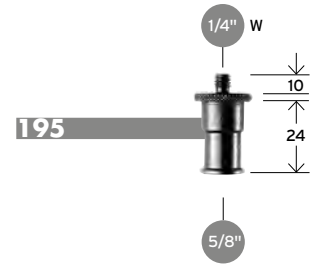
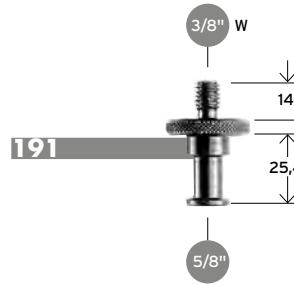
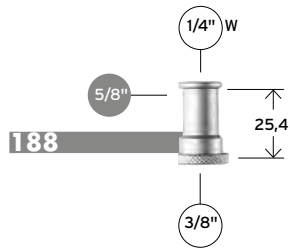
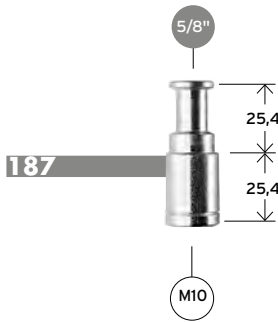
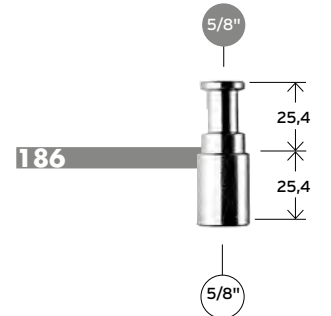
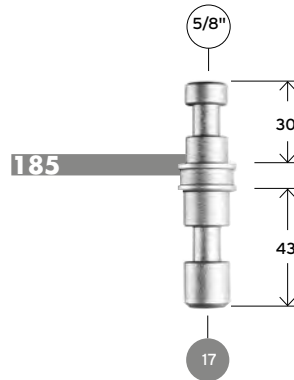
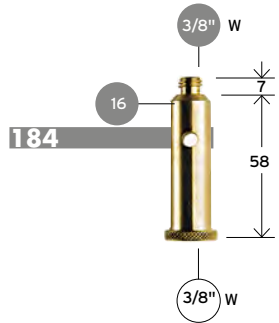
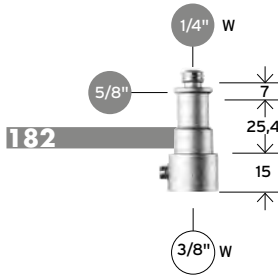
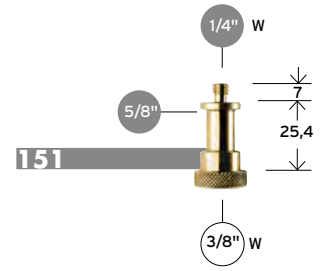
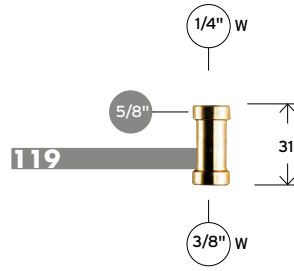
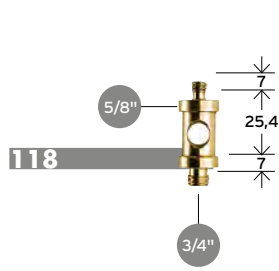
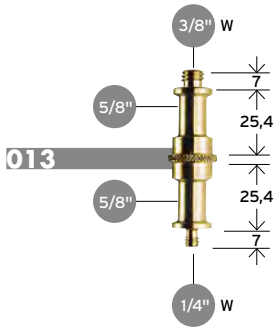
5/8" Indicates an internal thread or socket diameter

W Whitworth thread

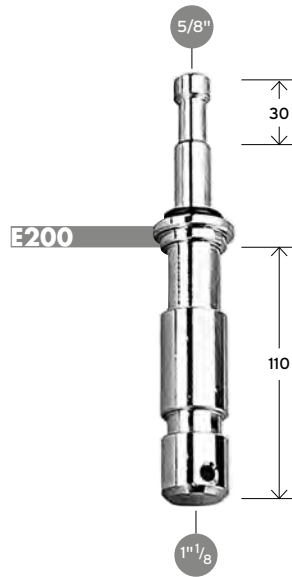
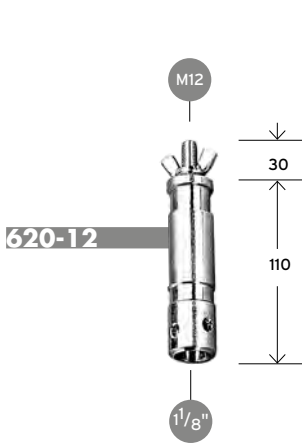
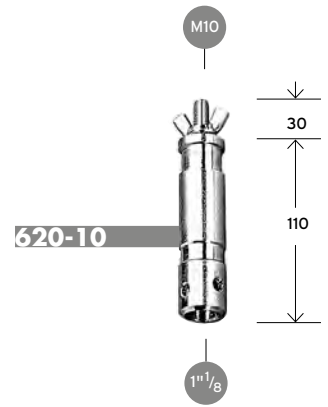
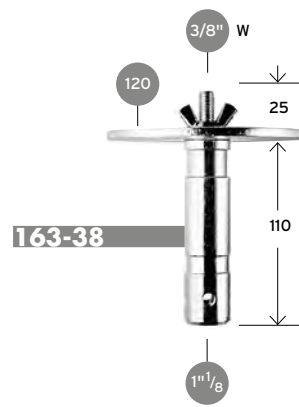
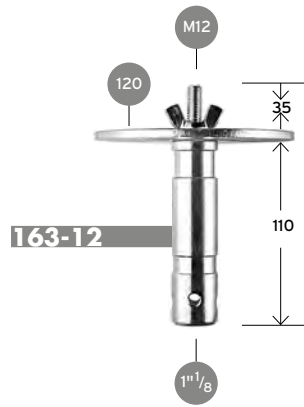
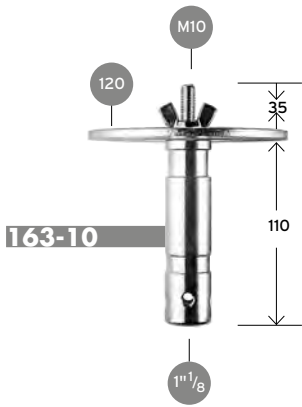




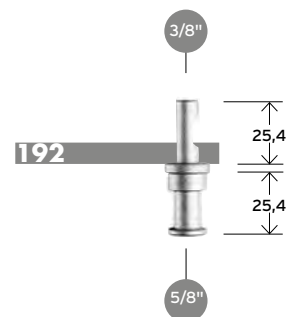
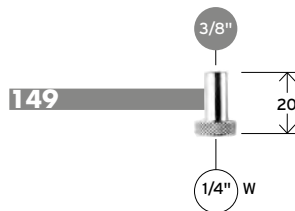
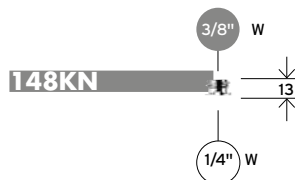
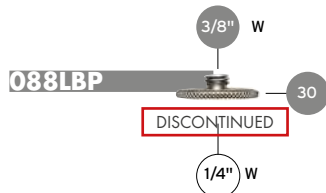
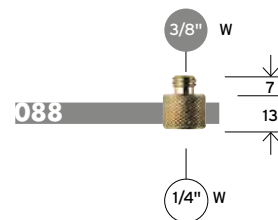
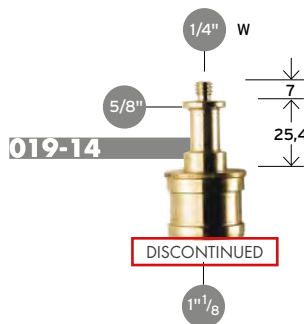
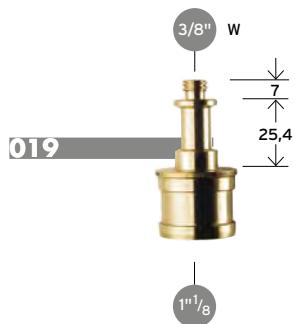
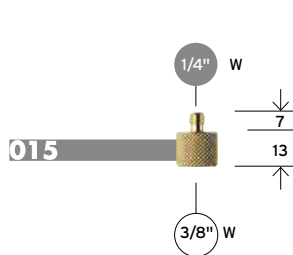
# 16mm 5/8" MALE ADAPTERS



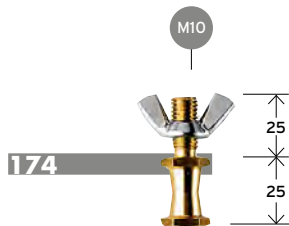
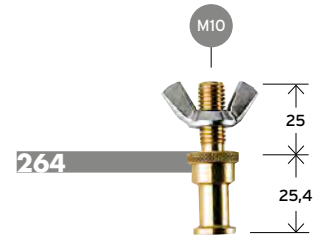
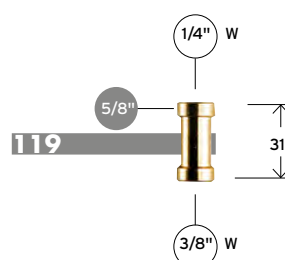
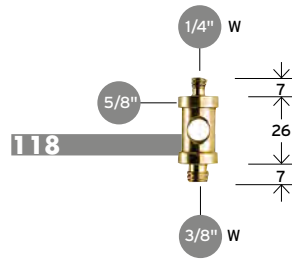
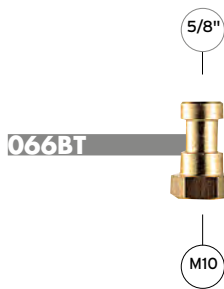
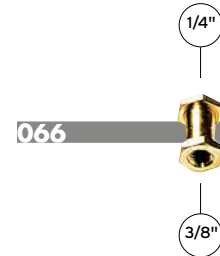
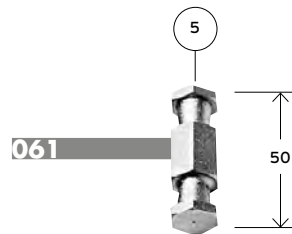

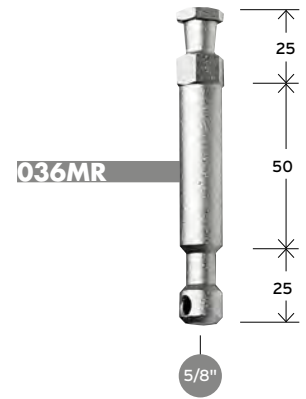
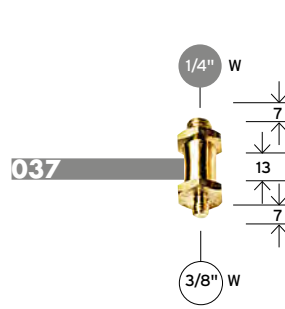
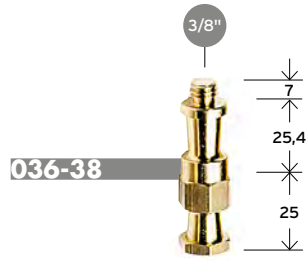
## 28mm 1" 1/8 MALE ADAPTERS



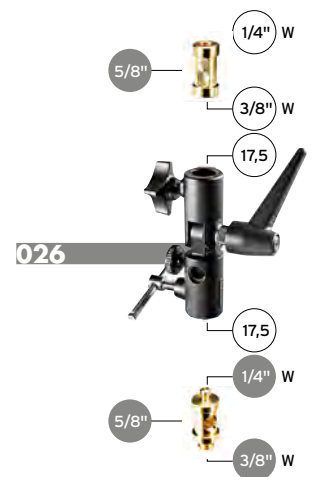
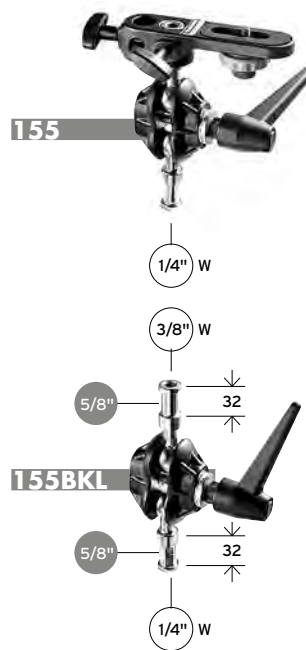
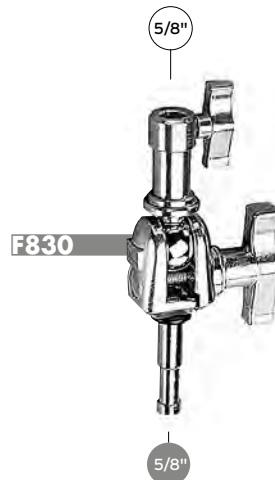
# SPECIAL ADAPTERS



# SUPER CLAMP ADAPTERS



# SWIVELLING ADAPTERS





## KEY TO SYMBOLS



Minimum height



Maximum height



Closed length



Footprint diameter



Weight



Spigot size



Socket size



Grip head size



Suggested wheels



Maximum evenly distributed load on level ground



Gravity cast



TÜV SUD Certification

Avenger products are warranted to be fit for the purpose for which they have been designed, and to be free from defects in materials and workmanship.

**AVENGER "STANDARD LIMITED WARRANTY".**  
The validity period of the Standard Limited Warranty is defined by applicable law in the country, state or region where the product is sold.

The instruction manual accompanying the product should be read carefully and the safety instructions followed to avoid accident or damage to the product or its user.

This warranty does not cover any defects or costs caused by misuse and subsequent damage. Misuse is defined by, but not limited to, the cases described here below:

Modification, alteration, repair or service of this product by anyone other than an Avenger authorized agent.

Physical abuse to, overloading of, or misuse of, the product or operation thereof in a manner contrary to the instructions accompanying the product.

Failure to comply with care and maintenance instructions accompanying the product.

Any use of the product other than that for which it was designed.

Shipment of the product to the Avenger service department.

For more information on the warranty term in your country access to spare parts and other services please contact your local Country Distributor. For any information please visit [www.avengergrip.com](http://www.avengergrip.com)

### WARRANTY EXTENSION

Selected Avenger Products are eligible for a free Limited Conventional Warranty Extension from the date of purchase upon Online Product Registration. By simply registering your purchase with us, your product will receive the warranty extension, if applicable.

Please go to [www.manfrotto.com](http://www.manfrotto.com) into the warranty area of the website and register your product.

Whilst every effort has been made to ensure that the information contained within this catalogue is correct, Manfrotto accepts no liability for errors or omissions. Technical specifications and data are provided for guidance only. All rights are strictly reserved. Products shown in this catalogue are protected by international patents, while this publication (in whole or in part) without written consent from Avenger is strictly forbidden and punishable by law. Because we constantly aim to improve our products, we reserve the right to amend or alter at any time and without prior notice the specifications of any item detailed in this publication.

