


### T12 man. + Studio 10 KW man.



NOTE: WHEN ORDERING QUOTE PART NUMBER | BEMERKUNG: BEI BESTELLUNG IDENT-NR ANGEBEN




**L4.82126.E**  
Front casting  
Frontteil




**L4.82128.E**  
Rear casting  
Rückteil




**L4.81996.E**  
Cover  
Abdeckblech




**L4.83493.E**  
Lens door  
incl. Lens mounting springs  
Linsenfassung  
inkl. Linsenbefestigung



**L4.82125.E**  
Fresnel lens  
Stufenlinse



**L4.81672.E**  
Wire guard compl. with screws  
Schutzgitter kpl. mit Schrauben




**L4.82129.E**  
Extrusion (NRTL-labeled from ser. no. 1992 on request)  
Rippenblech (auf Anfrage mit NRTL-Beschriftung ab Ser. Nr. 1992)



**L4.82131.E**  
to/bis Ser.No.1981  
Studio 10KW + T12  
Side extrusion bottom  
Rippenblech seitlich unten



**L4.84655.E**  
from/ab Ser.No.1982  
T12  
Side extrusion bottom  
Rippenblech seitlich unten




**L4.75711.E**  
to/bis Ser.No.1981  
Studio 10KW + T12  
Side extrusion middle  
Rippenblech seitlich mitte



**L4.82859.E**  
from/ab Ser.No.1982  
T12  
Side extrusion for door catch  
Rippenblech seitlich  
Verschlussseite



**L4.82135.E**  
Stirrup bracket  
Büggelager



**L4.82134.E**  
Internal baffle  
Mantelstromblech



**L4.79747.E**  
Door catch set  
Schnapphaken-Set




**L3.0007022**  
Accessory bracket man.  
Halteklaueman.



**L3.0007023**  
Top latch man.  
Torsicherung man.




**L4.82123.E**  
Reflector  
Reflektor



**L4.80413.E**  
25 pcs. ceramicholder-reflector  
25 St. Keramikhalter-Reflektor



**L4.80125.E**  
Lamp lock shaft  
Hebel geschweißt




**L4.82227.E**  
Lampholder 100-120 V  
Lampenfassung 100-120 V



**L4.83008.E**  
Lampholder 200-240 V  
Lampenfassung 200-240 V



**L4.82291.E**  
Set of 6 pcs. lampholder  
contacts 100-120V  
Set aus 6 Stk.  
Lampenklemmstücken 100-  
120V



**L4.80115.E**  
Set of 10 pcs. lampholder  
contacts 200-240V  
Set aus 10  
Lampenklemmstücken 200-  
240V




**L4.82170.E**  
to/bis Ser.No.1750  
Studio 10 KW + T12  
Lamp carriage 100-120 V  
Fassungsträger 100-120 V



**L4.82231.E**  
to/bis Ser.No.1750  
Studio 10 KW + T12  
Lamp carriage 200-240 V  
Fassungsträger 200-240 V



**L4.82043.E**  
from/ab Ser.No.1751  
T12  
Lamp carriage 100-240 V  
Fassungsträger 100-240 V



**L4.82225.E**  
to/bis Ser.No.1750  
Studio 10 KW + T12  
Lampholder + lamp carriage  
compl. 100-120 V  
Lampenfassung +  
Fassungsträger kpl. 100-120  
V




**L4.82226.E**  
to/bis Ser.No.1750  
Studio 10 KW + T12  
Lampholder + lamp carriage  
compl. 200-240 V  
Lampenfassung +  
Fassungsträger kpl. 200-240  
V




**L4.82868.E**  
from/ab Ser.No.1751  
T12  
Lampholder + lamp carriage  
compl. 100-120 V  
Lampenfassung +  
Fassungsträger kpl. 100-120 V



**L4.82870.E**  
from/ab Ser.No.1751  
Studio 10KW + T12  
Lampholder + lamp carriage  
compl. 200-240 V  
Lampenfassung +  
Fassungsträger kpl. 200-240 V



**L4.82187.E**  
Connecting wire 100–120 V  
Verbindungsleitungen 100–120 V



**L4.82179.E**  
Connecting wire 200–240 V  
Verbindungsleitungen 200–240 V



**L4.82203.E**  
Side panel right - A  
Seitenblech rechts A-Ausführung



**L4.82202.E**  
Side panel right - B  
Seitenblech rechts B-Ausführung



**L4.82860.E**  
from/ab Ser.No.1982  
T12  
Side panel right 100–120 V  
Seitenblech rechts 100–120 V



**L4.82201.E**  
Side panel left  
Seitenblech links



**L4.82136.E**  
to/bis Ser.No.1750  
Studio 10 KW + T12  
Base casting drilling Ø 12  
Wannenstirnteil Bohr Ø 12




**L4.82873.E**  
from/ab Ser.No.1751  
T12  
Base casting drilling Ø 16  
Wannenstirnteil Bohr Ø 16



**L4.75714.E**  
to/bis Ser.No.1750  
Studio 10 KW + T12  
Focus spindle Ø 12  
Fokusspindel Ø 12




**L4.80432.E**  
from/ab Ser.No.1751  
T12  
Focus spindle Ø 16  
Fokusspindel Ø 16




**L4.73544.E**  
Brake springs (3 pcs.)  
Bremsfedern (3 St.)



**L4.80122.E**  
10 pcs. guide roll / focus  
10 St. Führungsrollen / Fokus



**L4.82140.E**  
to/bis Ser.No.1750  
Studio 10 KW + T12  
Guide rail Ø 12  
Leitspindel Ø 12



**L4.82044.E**  
from/ab Ser.No.1751  
T12  
Guide rail Ø 16  
Leitspindel Ø 16




**L4.81380.E**  
Focus knob  
Fokusknopf



**L4.82211.E**  
to/bis Ser.No.1981  
Studio 10KW + T12  
Switch On/Off 100–120 V  
Schalter Ein/Aus 100–120 V




**L4.82211UE**  
from/ab Ser.No.1982  
T12  
Switch On/Off 100–120 V  
Schalter Ein/Aus 100–120 V



**L4.83055.E**  
Switch On/Off 200–240 V  
Schalter Ein/Aus 200–240 V



**L4.82192.E**  
to/bis Ser.No.1981  
Studio 10KW + T12  
Housing for switch 100–120 V  
Schaltergehäuse 100–120 V



**L4.82858.E** from/ab Ser.No.1982  
T12  
Housing on/off switch 100–120 V  
Ein/Aus Schaltergehäuse  
100–120 V



**L4.83016.E**  
Housing for switch 200–240 V  
Schaltergehäuse 200–240 V



**L4.77942.E**  
Screw-type conduit fitting  
Kabelverschraubung




**L4.81998.E**  
Screw-type conduit fitting  
Kabelverschraubung



**L4.79109.E**  
Stirrup man. T12  
Haltebügel man. T12



**L4.82218.E** to/bis Ser.No.883  
Studio 10KW + T12  
Stirrup mounting set man.  
Bügelbefestigungs-Set man.




**L4.82141.E**  
Bottom panels  
Boden kpl.



**L4.82263.E** from/ab Ser.No.884  
T12  
Stirrup mounting set man.  
Bügelbefestigungs-Set man.



**L4.83153.E** to/bis Ser.No.883  
Studio 10KW + T12  
Friction disc  
Friktionsscheibe



**L4.79073.E**  
from/ab Ser.No.884  
T12  
Friction disc  
Friktionsscheibe




**L4.79855.E**  
Cable tie  
Halteleine



**L4.82198.E**  
Mains cable 100–120 V  
Netzkabel 100–120 V




**L4.82205.E**  
Mains cable 200–240 V  
Netzkabel 200–240 V



**L4.82189.E** to/bis  
Ser.No.1981  
Studio 10 KW + T12  
Lens mounting spring  
Linsenbefestigung



**L4.81997.E** from/ab  
Ser.No.1982  
T12  
Lens mounting spring  
Linsenbefestigung



**L4.72044.E**  
Ceramic insulation pads for  
Lens  
Keramik-Isolations Pads für  
Linsen



**L4.70194.E**  
Paint blue similar RAL 5015  
Lack blau ähnlich RAL 5015

## Spare Parts List / Ersatzteilliste

---



**L4.70186.E**

Paint thinner

Farb-Verdünnung



**L4.80153.E**

Strain relief (3 pcs)

Zugentlastung (3 St.)